



## SCREWDRIVERS

384



PROTWIST® sets and modules .....	386
PROTWIST® screwdrivers.....	387
Stainless steel screwdrivers.....	397
SHOCK screwdrivers.....	400
Fluorescent screwdrivers.....	402
PROTWIST® 1,000V insulated screwdrivers.....	405
ISORYL screwdrivers.....	409
Wood handle screwdrivers.....	412
Miscellaneous screwdrivers.....	414

## KEYS

420



Set of male wrenches .....	420
Offset keys .....	425
Stainless steel keys .....	428
Spinner keys - T spinner keys.....	430
Special profile keys.....	434



## SCREW BITS

435



Bits series 0.....	436
Bits series 1.....	437
Bits series 2.....	450
Bits series 6.....	453
Bit holders and accessories .....	458
Series 2 impact bits.....	460
Series 3 impact bits.....	462

## IMPACT SCREWDRIVERS

464



3/8" drive series.....	464
1/2" drive series.....	465

**EXCELLENT TORQUE TRANSMISSION  
AND FAST SCREWING SPEED**

**Natural grip, excellent comfort.**

- Efficient pre-tightening.
- Comfortable high torque action.
- Easier torque transfer.



**Strong, comfortable grip  
and long-lasting performance**

- Soft polyurethane zone, polyamide core for high resistance to:
  - Impact and stress.
  - Abrasion and chemical agents.



**Five handle sizes to suit the tip size**

- Small sizes have a long, thin body for a faster screwing action.
- Larger sizes have a wider gripping surface for a firmer hold and maximum torque transfer.



**Silicon carbon steel blades**

- Very strong.
- Excellent resistance to bending.

**Black tip: no risk of flaking and guaranteed accuracy**

- Retains the dimensional accuracy of the machined tip.
- No chromium deposits in the environment.
- No weakening due to hydrogen release during chromium plating.



**SPECIFIC RANGES**

- SHOCK range: for unmatched strength and outdoor use.



- INOX range: application for special fasteners.

- FLUO range: tool detection ensures enhanced safety.



**Protwist®**

# CHOOSING THE RIGHT BLADE FOR YOUR NEEDS

## THE PROTWIST® RANGE

- An ideal combination of blade types, tip patterns and materials to choose from
- Over 250 references to cover all your needs.

Short blade AN	Round blade, sand-blasted tip AS	Round blade, black tip AN	Hexagonal blade AW	Hexagonal blade with bolster AWH	1,000 V insulated blade A.VE	Hexagonal blade AWHH/AWSH	Stainless steel blade AXT	Impact blade	Fluo grip		
Awkward spaces	Frequent use	Intensive use	High torque	Added torquing power with a wrench	Live working	Hexagon socket heads	Stainless fasteners/corrosive environment	Locked fasteners	Tool detection		
	4 to 6.5 mm ⇒ x 4	2.5 to 10 mm ⇒ x 11	2 to 10 mm ⇒ x 30	4 to 12 mm ⇒ x 10	5.5 to 14 mm ⇒ x 8	2 to 12 mm ⇒ x 18		4 to 8 mm ⇒ x 4	4 to 14 mm ⇒ x 7	2.5 to 10 mm ⇒ x 11	
	1-2 ⇒ x 3	0 to 3 ⇒ x 4	0 to 4 ⇒ x 10	1 to 4 ⇒ x 4	1 to 4 ⇒ x 4	0 to 4 ⇒ x 5		1 to 2 ⇒ x 2	1.2 to 3 ⇒ x 3	0-1-2-3 ⇒ x 4	
	1-2 ⇒ x 3	0 to 3 ⇒ x 4	0 to 4 ⇒ x 9	1 to 4 ⇒ x 4	1 to 4 ⇒ x 4	0 to 3 ⇒ x 4		1 to 2 ⇒ x 2	1.2 to 3 ⇒ x 3		
		10 to 30 ⇒ x 5	6 to 40 ⇒ x 12					10 to 40 ⇒ x 6			
			10 to 40 ⇒ x 7								
			5 to 40 ⇒ x 12								
			10 to 40 ⇒ x 7								
			1 to 3 ⇒ x 3								
<i>Borneo</i>											
						1 to 2 ⇒ x 4					
							2 to 8 mm ⇒ x 14			3-4-5 ⇒ x 3	

Colour coding for immediate identification of all Protwist® screwdrivers.



## PROTWIST® screwdrivers sets and modules

### Protwist® screwdrivers sets



Code	Content set	Quantity	ΔΔ [g]
<b>AND.J5</b>	ANDOX75 - AND1X100 - AND2X125 - AND3X150 - AND4X200	5	750
<b>ANP.J5</b>	ANPOX75 - ANP1X100 - ANP2X125 - ANP3X150 - ANP4X200	5	750
<b>ANX.J6</b>	ANX10X75 - ANX15X75 - ANX20X100 - ANX25X100 - ANX30X125 - ANX40X150	6	680
<b>ANXP.J6</b>	ANXP10X75 - ANXP15X75 - ANXP20X100 - ANXP25X100 - ANXP30X125 - ANXP40X150	6	680
<b>ANXR.J5</b>	ANXR10X75 - ANXR15X75 - ANXR20X100 - ANXR25X100 - ANXR30X125	5	510
<b>ANXRP.J5</b>	ANXRP10X75 - ANXRP15X75 - ANXRP20X100 - ANXRP25X100 - ANXRP30X125	5	450
<b>ANP.J6</b>	AN3,5X75 - AN4X100 - AN5,5X150 - AN6,5X150 - ANP1X100 - ANP2X125	6	590
<b>AND.J6</b>	AN3,5X75 - AN4X100 - AN5,5X150 - AN6,5X150 - AND1X100 - AND2X125	6	600
<b>AN.J10</b>	AN3,5X75 - AN4X100 - AN5,5X150 - ANF6,5X150 - AW8X150 - AW10X200 - ANP1X100 - ANP2X125 - AND1X100 - AND2X125	10	1190
<b>AWP.J6</b>	AW4X100 - AW5,5X150 - AW6,5X150 - AW8X200 - AWP1X100 - AWP2X125	6	720
<b>AWD.J6</b>	AW4X100 - AW5,5X150 - AW6,5X150 - AW8X200 - AWD1X100 - AWD2X125	6	720
<b>ANWH.J13</b>	AN3,5X75 - AN4X100 - AN5,5X100 - AW6,5X150 - AWH8X150 - AWH10X200 - AN4X25 - AN6,5X35 - ANP1X100 - ANP2X125 - ANP2X35 - AND1X100 - AND2X125	13	1400

### CKS.08 Screwdriver rack



- Easy use and save time.
  - No specific place, screwdrivers can be stored in any slot.
  - No damage to the tools, risk-free contact due to design of the polypropylene rack.
  - Broad range coverage.
  - Dimensions (L. x W. x D.): 238 x 38 x 50 mm.
- Weight: 40 g

### Thermo-formed Protwist® screwdriver module



- Tool storage organised in the drawers.
- Thermo-formed pressed polystyrene module.

Code	Tray	Content set	Quantity
<b>MOD.A1</b>	PL.325	AN3X75 - AN3,5X100 - AN4X100 - AN5,5X125 - AWH6,5X150 - AWH8X175 - ANP1X100 - ANP2X125	8
<b>MOD.A2</b>	PL.631	AN2X75 - AN2,5X75 - AWDH3X150 - ANPOX75 - ANDOX75 - AND1X100 - AND2X125	8
<b>MOD.A7</b>	PL.325	AN3,5X75 - AN4X100 - AN5,5X150 - AN6,5X150 - AWH8X175 - AND1X100 - AND2X125	8
<b>MOD.A3</b>	PL.326	AN4X25 - AN5,5X35 - ANPOX75 - ANP1X25 - ANDOX75 - AND1X100 - AND2X125 - AND2X35	8
<b>MOD.A4</b>	PL.676	ANX2,5X75 - AN3,5X75 - AN4X35 - AN4X100 - AN4X300 - AN5,5X35 - AN6,5X100 - AN8X175	9
<b>MOD.A5</b>	PL.677	AND1X100 - AND2X125 - AND2X35 - ANPOX75 - ANP1X25 - ANP1X100 - ANP2X35 - ANP2X125 - ANP2X250 - ANP3X150	10
<b>MOD.A6</b>	PL.678	AEX6X35 - AEX7X35 - AEX8X75 - ANXR10X75 - ANXR15X75 - ANXR30X125 - ANXR40X150 - ANXR20X100 - ANXR25X100 - ANXR27X100	10
<b>MOD.ANX</b>	PL.327	ANX10X75 - ANX15X75 - ANX20X100 - ANX25X100 - ANX27X100 - ANX30X125 - ANX40X150	7
<b>MOD.ANXR</b>	PL.327	ANXR10X75 - ANXR15X75 - ANXR20X100 - ANXR25X100 - ANXR27X100 - ANXR30X125 - ANXR40X150	7

### □ Foam Protwist® screwdriver module

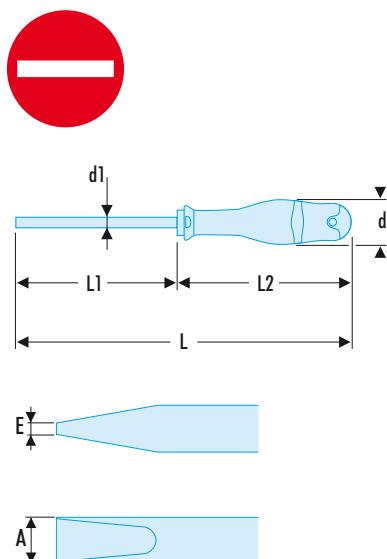


- Tool storage organised in the drawers = productivity, comfort and safety.
- Dual colour high density foam:
  - Instant tool availability check.
  - Resistant to crushing, hydrocarbons, hydraulic fluids and detergents.
- Easy grip thanks to finger holes.
- Optimised tool holding during transport.

Tray	Content set	Quantity
<b>MODM.A1</b> PM.MODA1	AN3,5X75 - AN3,5X100 - AN4X100 - AN5,5X100 - AWH6,5X150 - AWH8X175 - ANP1X100 - ANP2X125	8
<b>MODM.A2</b> PM.MODA2	AN2X75 - AN2,5X75 - ANPOX75 - AWP3X50 - AND1X100 - AND2X125 - AND3X150	8
<b>MODM.A3</b> PM.MODA3	AN4X25 - AN5,5X35 - ANPOX75 - ANP1X25 - ANDOX75 - AND1X100 - AND2X125 - AND2X35	9
<b>MODM.A4</b> PM.MODA4	AN2,5X75 - AN3,5X75 - AN4X35 - AN4X100 - AN4X300 - AN5,5X35 - AN5,5X100 - AWH6,5X150 - AWH8X175	9
<b>MODM.A5</b> PM.MODA5	ANPOX75 - ANP1X25 - ANP1X100 - ANP2X35 - ANP2X125 - ANP2X250 - ANP3X150 - AND1X100 - AND2X125 - AND2X35	10
<b>MODM.A6</b> PM.MODA6	AEX6X35 - AEX7X35 - AEX8X75 - ANXR10X75 - ANXR15X75 - ANXR30X125 - ANXR40X150 - ANXR20X100 - ANXR25X100 - ANXR27X100	10
<b>MODM.ANXR</b> PM.MODANXR	ANX10X75 - ANX15X75 - ANX20X100 - ANX25X100 - ANX27X100 - ANX30X125 - ANX40X150	7

### PROTWIST® screwdrivers for slotted head screws

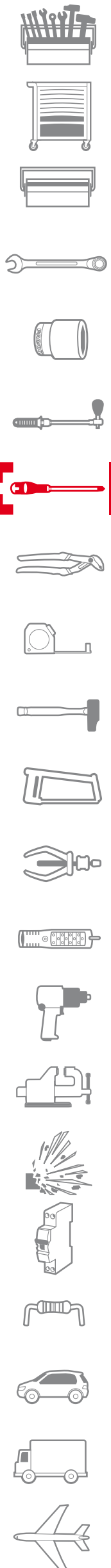
#### □ AN - PROTWIST® screwdrivers for slotted head screws - milled blades



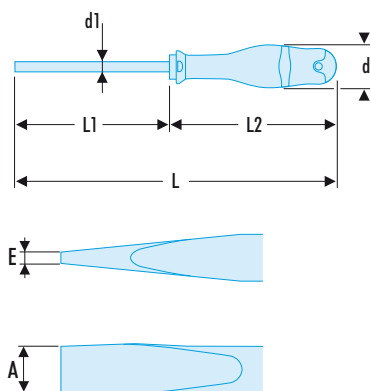
NF ISO 2380-1, NF ISO 2380-2, ISO 2380-1, ISO 2380-2, DIN ISO 2380-1, DIN ISO 2380-2, ASME B107.600

- Round shank for access in wells.
- Extra-long shank up to 300 mm for difficult and remote access.
- Silicon carbon blade: strong and resistant to flexion.
- Bi-material grip resists to impacts, abrasion, and chemicals.
- Finish: black tipped mat chromed blade.

Tray	A [mm]	E [mm]	d [mm]	d1 x L1 [mm]	L [mm]	L2 [mm]	ΔΔ [g]
<b>AN2X75</b>	2,0	0,4	19	2,0 x 75	169	94	18
<b>AN2,5X50</b>	2,5	0,4	19	2,5 x 50	144	94	20
<b>AN2,5X75</b>	2,5	0,4	19	2,5 x 75	169	94	21
<b>AN3X75</b>	3,0	0,5	25	3,0 x 75	178	103	32
<b>AN3X100</b>	3,0	0,5	25	3,0 x 100	203	103	33
<b>AN3,5X75</b>	3,5	0,6	25	3,5 x 75	178	103	41
<b>AN3,5X100</b>	3,5	0,6	25	3,5 x 100	203	103	43
<b>AN3,5X250</b>	3,5	0,6	25	3,5 x 250	353	103	55
<b>AN4X100</b>	4,0	0,8	30	4,0 x 100	209	109	47
<b>AN4X150</b>	4,0	0,8	30	4,0 x 150	259	109	52
<b>AN4X200</b>	4,0	0,8	30	4,0 x 200	309	109	57
<b>AN4X300</b>	4,0	0,8	30	4,0 x 300	409	109	120
<b>AN5,5X100</b>	5,5	1,0	30	5,5 x 100	209	109	82
<b>AN5,5X125</b>	5,5	1,0	30	5,5 x 125	234	109	87
<b>AN5,5X150</b>	5,5	1,0	30	5,5 x 150	259	109	91
<b>AN5,5X200</b>	5,5	1,0	30	5,5 x 200	309	109	105
<b>AN5,5X300</b>	5,5	1,0	30	5,5 x 300	409	109	130
<b>AN6,5X125</b>	6,5	1,2	36	6,5 x 125	245	120	132
<b>AN6,5X150</b>	6,5	1,2	36	6,5 x 150	270	120	140
<b>AN6,5X200</b>	6,5	1,2	36	6,5 x 200	320	120	153
<b>AN6,5X300</b>	6,5	1,2	36	6,5 x 300	420	120	180



## ANF - PROTWIST® screwdrivers for slotted head screws - forged blades

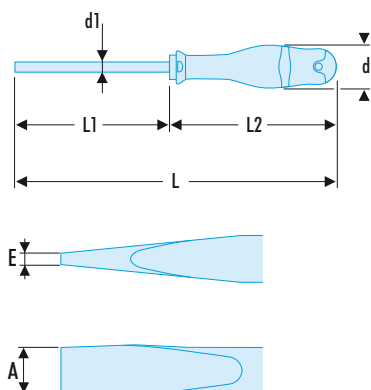


NF ISO 2380-1, NF ISO 2380-2, ISO 2380-1, ISO 2380-2, DIN ISO 2380-1, DIN ISO 2380-2, ASME B107.600

- Forged blade with excellent tip fibre for high torsion strength.
- Extra-long shank up to 250 mm for difficult and remote access.
- Silicon carbon blade: strong and resistant to flexion.
- Bi-material grip resists to impacts, abrasion, and chemicals.
- Finish: black tipped mat chromed blade.

➤	A [mm]	E [mm]	d [mm]	d1 x L1 [mm]	L [mm]	L2 [mm]	ΔT [g]
<b>ANF4X100</b>	4,0	0,8	30	4,0 x 100	209	109	47
<b>ANF5,5X100</b>	5,5	1,0	30	5,5 x 100	209	109	76
<b>ANF5,5X150</b>	5,5	1,0	30	5,5 x 150	259	109	84
<b>ANF6,5X100</b>	6,5	1,2	36	6,0 x 100	220	120	120
<b>ANF6,5X150</b>	6,5	1,2	36	6,0 x 150	270	120	131
<b>ANF8X150</b>	8,0	1,2	40	7,0 x 150	275	125	149
<b>ANF8X200</b>	8,0	1,2	40	7,0 x 200	325	125	164
<b>ANF10X200</b>	10,0	1,6	40	9,0 x 200	325	125	214
<b>ANF10X250</b>	10,0	1,6	40	9,0 x 250	375	125	268

## AW - PROTWIST® screwdrivers for slotted head screws - hexagonal blades

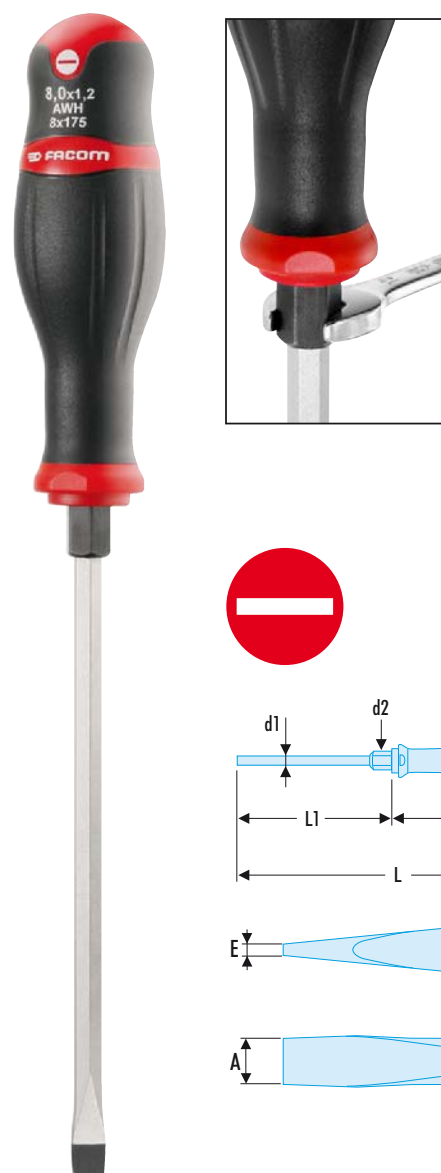


NF ISO 2380-1, NF ISO 2380-2, ISO 2380-1, ISO 2380-2, DIN ISO 2380-1, DIN ISO 2380-2, ASME B107.600

- Hexagonal blade for optimum reliability and performance.
- Extra-long shank up to 250 mm for difficult and remote access.
- Silicon carbon blade: strong and resistant to flexion.
- Bi-material grip resists to impacts, abrasion, and chemicals.
- Finish: black tipped mat chromed blade.

➤	A [mm]	E [mm]	d [mm]	d1 x L1 [mm]	L [mm]	L2 [mm]	ΔT [g]
<b>AW4X100</b>	4,0	0,8	30	4 x 100	209	109	60
<b>AW4X150</b>	4,0	0,8	30	4 x 150	259	109	70
<b>AW5,5X100</b>	5,5	1,0	30	5 x 100	209	109	85
<b>AW5,5X150</b>	5,5	1,0	30	5 x 150	259	109	100
<b>AW6,5X125</b>	6,5	1,2	36	6 x 125	245	120	130
<b>AW6,5X150</b>	6,5	1,2	36	6 x 150	270	120	150
<b>AW8X150</b>	8,0	1,2	40	7 x 150	275	125	220
<b>AW8X200</b>	8,0	1,2	40	7 x 200	300	125	235
<b>AW10X200</b>	10,0	1,6	40	9 x 200	325	125	255
<b>AW12X250</b>	12,0	2,0	40	10 x 250	375	125	280

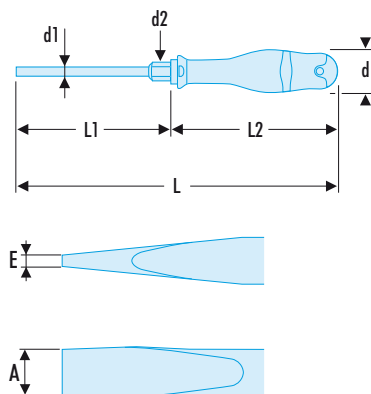
### AWH - PROTWIST® screwdrivers for slotted head screws - power series



NF ISO 2380-1, NF ISO 2380-2, ISO 2380-1, ISO 2380-2, DIN ISO 2380-1, DIN ISO 2380-2, ASME B107.600

- Hexagonal blade with shoulder to take a wrench.
- Extra-long shank up to 250 mm for difficult and remote access.
- Silicon carbon blade: strong and resistant to flexion.
- Bi-material grip resists to impacts, abrasion, and chemicals.
- Finish: black tipped mat chromed blade.

➤	A [mm]	E [mm]	d [mm]	d2 [mm]	d1 x L1 [mm]	L [mm]	L2 [mm]	ΔΔ [g]
<b>AWH5,5X125</b>	5,5	1,0	30	8	5 x 125	234	109	90
<b>AWH6,5X150</b>	6,5	1,2	36	10	6 x 150	270	120	135
<b>AWH8X175</b>	8,0	1,2	40	11	7 x 175	300	125	160
<b>AWH8EX175</b>	8,0	1,6	40	12	8 x 175	300	125	220
<b>AWH10X175</b>	10,0	1,6	40	14	9 x 175	300	125	320
<b>AWH12X200</b>	12,0	2,0	40	14	10 x 200	325	125	350
<b>AWH12X250</b>	12,0	2,0	40	14	10 x 250	375	125	375
<b>AWH14X250</b>	14,0	2,5	40	16	12 x 250	375	125	450



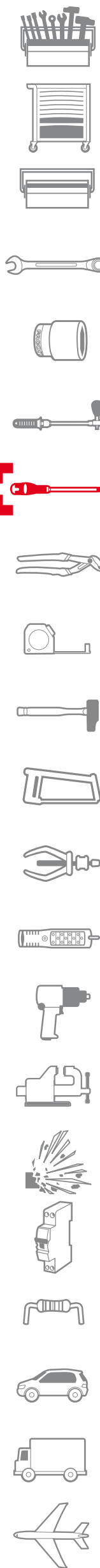
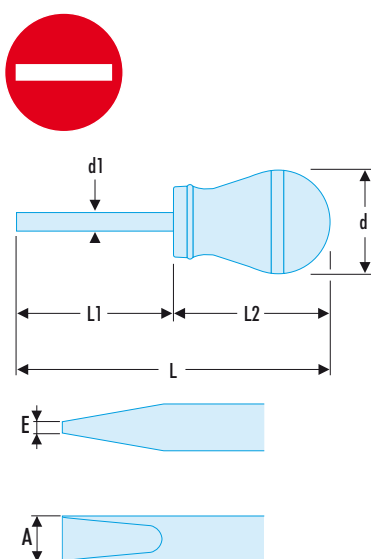
### AN - PROTWIST® screwdrivers for slotted head screws - short blades



NF ISO 2380-1, NF ISO 2380-2, ISO 2380-1, ISO 2380-2, DIN ISO 2380-1, DIN ISO 2380-2, ASME B107.600

- Short round blade and ball handle for use in confined spaces.
- Finish: black tipped mat chromed blade.

➤	A [mm]	E [mm]	d [mm]	d1 x L1 [mm]	L [mm]	L2 [mm]	ΔΔ [g]
<b>AN4X25</b>	4,0	0,8	36	4,0 x 25	81	56	35
<b>AN4X35</b>	4,0	0,8	36	4,0 x 35	91	56	36
<b>AN5,5X35</b>	5,5	1,0	36	5,5 x 35	91	56	41
<b>AN6,5X35</b>	6,5	1,2	36	6,5 x 35	91	56	46





# CHOOSING THE RIGHT SCREWDRIVER FOR CROSS-HEADS

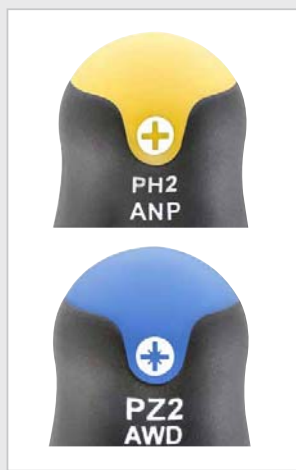
## POWER - DURABILITY - QUALITY

The two main cross-head types have very different profiles. Choosing the right screwdriver is crucial for:

- Extending tool life.
- Protecting screw patterns.
- Transmitting maximum torque without wear, particularly with difficult fasteners.

Each tip pattern has a different colour code to help you choose the right screwdriver.

- Yellow for PHILLIPS® screwdrivers and blue for POZIDRIV® screwdrivers.
- A pictogram of the pattern is also shown on the colour coded end.




PHILLIPS® PH



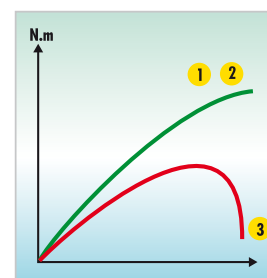

POZIDRIV® PZ

## SMALL DIFFERENCES CAN HAVE A BIG EFFECT


Correct patterns and sizes.



Incorrect patterns or sizes.



Screwdriver-to-fastener torque transmission.




Using the right screwdriver for the fastener optimises contact areas and transmits maximum torque.



Using the wrong screwdriver reduces contact areas, increases risk of wear or breakage (worn tips, broken fins) which can damage fasteners and assemblies, and may even cause injury.

### PROTWIST® screwdrivers for Phillips® screws

#### AN - PROTWIST® screwdrivers for Phillips® screws - round blades




NF ISO 8764-1, NF ISO 8764-2, ISO 8764-1, ISO 8764-2, DIN ISO 8764-1, DIN ISO 8764-2, ASME B107.600

- Extra-long blade up to 400 mm for difficult and remote access.
- Silicon carbon blade: strong and resistant to flexion.
- Bi-material grip resists to impacts, abrasion, and chemicals.
- Finish: black tipped mat chromed blade.

➤	Phillips [No]	d [mm]	d1 x L1 [mm]	L [mm]	L2 [mm]	ΔΔ [g]
<b>ANP0X75</b>	PH0	25	3,0 x 75	178	103	45
<b>ANP1X75</b>	PH1	30	4,5 x 75	184	109	73
<b>ANP1X100</b>	PH1	30	4,5 x 100	209	109	76
<b>ANP1X250</b>	PH1	30	4,5 x 250	359	109	99
<b>ANP2X100</b>	PH2	36	6,0 x 100	220	120	120
<b>ANP2X125</b>	PH2	36	6,0 x 125	245	120	126
<b>ANP2X250</b>	PH2	36	6,0 x 250	370	120	153
<b>ANP3X150</b>	PH3	40	8,0 x 150	275	125	194
<b>ANP4X200</b>	PH4	40	10,0 x 200	325	125	277

#### AWP - PROTWIST® screwdrivers for Phillips® screws - hexagonal blades



NF ISO 8764-1, NF ISO 8764-2, ISO 8764-1, ISO 8764-2, DIN ISO 8764-1, DIN ISO 8764-2, ASME B107.600

- Hexagonal blade for optimum reliability and performance.
- Silicon carbon blade: strong and resistant to flexion.
- Bi-material grip resists to impacts, abrasion, and chemicals.
- Finish: black tipped mat chromed blade.

➤	Phillips [No]	d [mm]	d1 x L1 [mm]	L [mm]	L2 [mm]	ΔΔ [g]
<b>AWP1X100</b>	PH1	30	5 x 100	209	109	80
<b>AWP2X125</b>	PH2	36	6 x 125	245	120	130
<b>AWP3X150</b>	PH3	40	8 x 150	275	125	200
<b>AWP4X200</b>	PH4	40	10 x 200	325	125	280

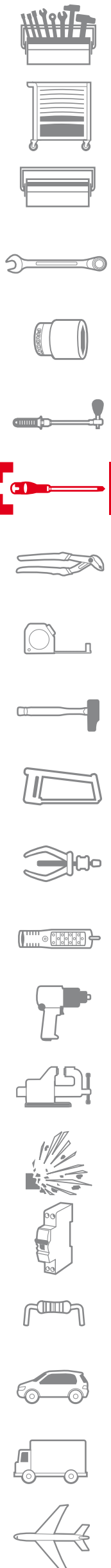
#### AWPH - PROTWIST® screwdrivers for Phillips® screws - power series



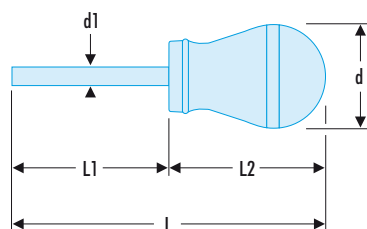
NF ISO 8764-1, NF ISO 8764-2, ISO 8764-1, ISO 8764-2, DIN ISO 8764-1, DIN ISO 8764-2, ASME B107.600

- Hexagonal blade with shoulder to take a wrench.
- Silicon carbon blade: strong and resistant to flexion.
- Bi-material grip resists to impacts, abrasion, and chemicals.
- Finish: black tipped mat chromed blade.

➤	Phillips [No]	d [mm]	d2 [mm]	d1 x L1 [mm]	L [mm]	L2 [mm]	ΔΔ [g]
<b>AWPH1X100</b>	PH1	30	8	5 x 100	209	109	70
<b>AWPH2X125</b>	PH2	36	10	6 x 125	245	120	130
<b>AWPH3X150</b>	PH3	40	12	8 x 150	275	125	200
<b>AWPH4X200</b>	PH4	40	14	10 x 200	325	125	280



## ANP - PROTWIST® screwdrivers for Phillips® screws - short blades



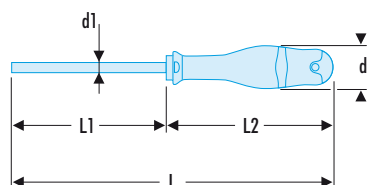
NF ISO 8764-1, NF ISO 8764-2, ISO 8764-1, ISO 8764-2, DIN ISO 8764-1, DIN ISO 8764-2, ASME B107.600

- Short blade and ball handle for use in confined spaces.
- Finish: black tipped mat chromed blade.

➤	Phillips [No]	d [mm]	d1 x L1 [mm]	L [mm]	L2 [mm]	ΔΔ [g]
<b>ANP1X25</b>	PH1	36	4,5 x 25	81	56	38
<b>ANP1X35</b>	PH1	36	4,5 x 35	91	56	39
<b>ANP2X35</b>	PH2	36	6,0 x 35	91	56	44

## PROTWIST® screwdrivers for Pozidriv® screws

### AND - PROTWIST® screwdrivers for Pozidriv® screws - round blades

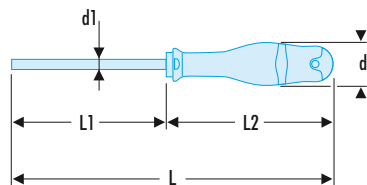


NF ISO 8764-1, NF ISO 8764-2, ISO 8764-1, ISO 8764-2, DIN ISO 8764-1, DIN ISO 8764-2, ASME B107.600

- Silicon carbon blade: strong and resistant to flexion.
- Bi-material grip resists to impacts, abrasion, and chemicals.
- Finish: black tipped mat chromed round blade.

➤	Pozidriv [No]	d [mm]	d1 x L1 [mm]	L [mm]	L2 [mm]	ΔΔ [g]
<b>ANDOX75</b>	PZ0	25	3,0 x 75	178	103	45
<b>AND1X75</b>	PZ1	30	4,5 x 75	184	109	73
<b>AND1X100</b>	PZ1	30	4,5 x 100	209	109	76
<b>AND1X250</b>	PZ1	30	4,5 x 250	359	109	99
<b>AND2X100</b>	PZ2	36	6,0 x 100	220	120	120
<b>AND2X125</b>	PZ2	36	6,0 x 125	245	120	126
<b>AND2X250</b>	PZ2	36	6,0 x 250	370	120	153
<b>AND3X150</b>	PZ3	40	8,0 x 150	275	125	194
<b>AND4X200</b>	PZ4	40	10,0 x 200	325	125	277

### AWD - PROTWIST® screwdrivers for Pozidriv® screws - hexagonal blades

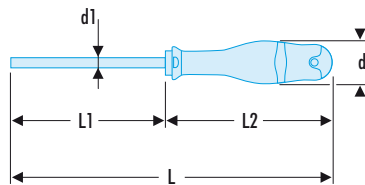


NF ISO 8764-1, NF ISO 8764-2, ISO 8764-1, ISO 8764-2, DIN ISO 8764-1, DIN ISO 8764-2, ASME B107.600

- Hexagonal blade for optimum reliability and performance.
- Silicon carbon blade: strong and resistant to flexion.
- Bi-material grip resists to impacts, abrasion, and chemicals.
- Finish: black tipped mat chromed blade.

➤	Pozidriv [No]	d [mm]	d1 x L1 [mm]	L [mm]	L2 [mm]	ΔΔ [g]
<b>AWD1X100</b>	PZ1	30	5 x 100	209	109	80
<b>AWD2X125</b>	PZ2	36	6 x 125	245	120	130
<b>AWD3X150</b>	PZ3	40	8 x 150	275	125	200
<b>AWD4X200</b>	PZ4	40	10 x 200	325	125	280

## AWDH - PROTWIST® screwdrivers for Pozidriv® screws - power series

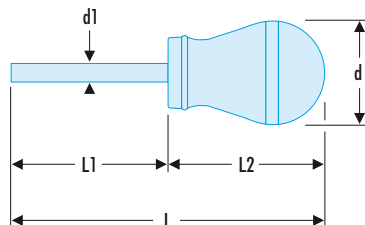


NF ISO 8764-1, NF ISO 8764-2, ISO 8764-1, ISO 8764-2, DIN ISO 8764-1, DIN ISO 8764-2, ASME B107.600

- Hexagonal blade with shoulder to take a wrench.
- Silicon carbon blade: strong and resistant to flexion.
- Bi-material grip resists to impacts, abrasion, and chemicals.
- Finish: black tipped mat chromed blade.

	Pozidriv [No]	d [mm]	d2 [mm]	d1 x L1 [mm]	L [mm]	L2 [mm]	ΔΔ [g]
<b>AWDH1X100</b>	PZ1	30	8	5 x 100	209	109	209
<b>AWDH2X125</b>	PZ2	36	10	6 x 125	245	120	245
<b>AWDH3X150</b>	PZ3	40	12	8 x 150	275	125	275
<b>AWDH4X200</b>	PZ4	40	14	10 x 200	325	125	325

## AND - PROTWIST® screwdrivers for Pozidriv® screws - short blades



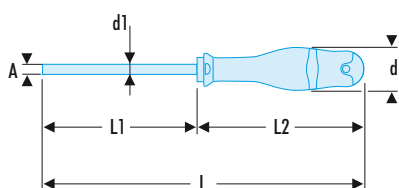
NF ISO 8764-1, NF ISO 8764-2, ISO 8764-1, ISO 8764-2, DIN ISO 8764-1, DIN ISO 8764-2, ASME B107.600

- Short round blade and ball handle for use in confined spaces.
- Finish: black tipped mat chromed blade.

	Pozidriv [No]	d [mm]	d1 x L1 [mm]	L [mm]	L2 [mm]	ΔΔ [g]
<b>AND1X25</b>	PZ1	36	4,5 x 25	81	56	38
<b>AND1X35</b>	PZ1	36	4,5 x 35	91	56	40
<b>AND2X35</b>	PZ2	36	6,0 x 35	91	56	45

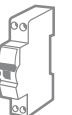
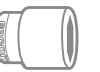
## PROTWIST® screwdrivers for square head screws

### ANSQ - PROTWIST® screwdrivers for ROBERTSON square head screws



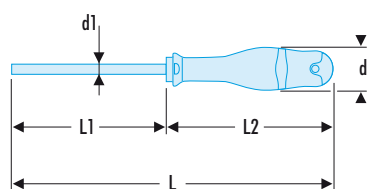
- Silicon carbon blade: strong and resistant to flexion.
- Bi-material grip resists to impacts, abrasion, and chemicals.
- Finish: black tipped mat chromed blade.

	A [mm]	Robertson [No]	d [mm]	d1 x L1 [mm]	L [mm]	L2 [mm]	ΔΔ [g]
<b>ANSQ1X75</b>	4	SQ1	30	4 x 75	184	109	73
<b>ANSQ2X100</b>	5	SQ2	36	5 x 100	220	120	120
<b>ANSQ3X125</b>	6	SQ3	40	6 x 125	250	125	185



## PROTWIST® screwdrivers for Torx® and Resistorx® screws

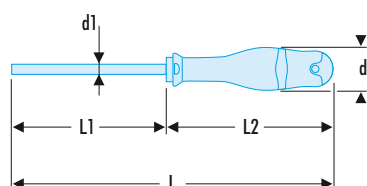
### ANX - PROTWIST® screwdrivers for Torx® screws



- Compliant with Torx® specifications.
- Silicon carbon blade: strong and resistant to flexion.
- Bi-material grip resists to impacts, abrasion, and chemicals.
- Finish: black tipped mat chromed blade.

➤	A [mm]	Torx [No]	d [mm]	d1 x L1 [mm]	L [mm]	L2 [mm]	ΔΔ [g]
<b>ANX6X50</b>	1,65	T6	19	2,5 x 50	144	94	20
<b>ANX7X50</b>	1,97	T7	19	2,5 x 50	144	94	20
<b>ANX8X50</b>	2,30	T8	26	2,5 x 50	153	103	35
<b>ANX9X75</b>	2,48	T9	25	3,0 x 75	178	103	45
<b>ANX10X75</b>	2,74	T10	30	3,0 x 75	184	109	50
<b>ANX15X75</b>	3,26	T15	30	3,5 x 75	184	109	61
<b>ANX20X100</b>	3,84	T20	36	4,0 x 100	220	120	67
<b>ANX20X150</b>	3,84	T20	36	4,0 x 150	270	120	73
<b>ANX25X100</b>	4,40	T25	36	5,0 x 100	220	120	113
<b>ANX27X100</b>	4,96	T27	36	5,5 x 100	220	120	113
<b>ANX30X125</b>	5,49	T30	36	6,0 x 125	245	120	126
<b>ANX40X150</b>	6,60	T40	40	7,0 x 150	275	125	173

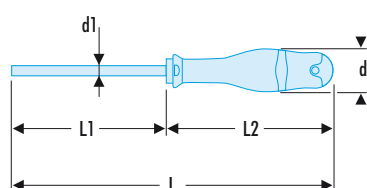
### ANXP - PROTWIST® screwdrivers for Torx Plus® screws



- Compliant with Torx Plus® specifications.
- Silicon carbon blade: strong and resistant to flexion.
- Bi-material grip resists to impacts, abrasion, and chemicals.
- Finish: black tipped mat chromed blade.

➤	A [mm]	Resistorx [No]	d [mm]	d1 x L1 [mm]	L [mm]	L2 [mm]	ΔΔ [g]
<b>ANXP5X50</b>	1,42	IP5	19	2,5 x 50	144	95	20
<b>ANXP6X50</b>	1,65	IP6	19	2,5 x 50	144	95	20
<b>ANXP7X50</b>	1,97	IP7	19	2,5 x 50	144	95	20
<b>ANXP8X50</b>	2,30	IP8	25	2,5 x 50	153	103	35
<b>ANXP9X75</b>	2,48	IP9	25	3,0 x 75	178	103	45
<b>ANXP10X75</b>	2,74	IP10	30	3,0 x 75	184	109	50
<b>ANXP15X75</b>	3,26	IP15	30	3,5 x 75	184	110	61
<b>ANXP20X100</b>	3,84	IP20	36	4,0 x 100	220	120	67
<b>ANXP25X100</b>	4,40	IP25	36	5,0 x 100	220	120	113
<b>ANXP27X100</b>	4,96	IP27	36	5,5 x 100	220	120	113
<b>ANXP30X125</b>	5,49	IP30	36	6,0 x 125	245	120	126
<b>ANXP40X150</b>	6,60	IP40	40	7,0 x 150	275	125	173

### ANXR - PROTWIST® screwdrivers for Resistorx® screws



- Compliant with Resistorx® specifications.
- Silicon carbon blade: strong and resistant to flexion.
- Bi-material grip resists to impacts, abrasion, and chemicals.
- Finish: black tipped mat chromed blade.

➤	A [mm]	Resistorx [No]	d [mm]	d1 x L1 [mm]	L [mm]	L2 [mm]	ΔΔ [g]
<b>ANXR10X75</b>	2,74	TT10	25	3,0 x 75	184	109	50
<b>ANXR15X75</b>	3,26	TT15	30	3,5 x 75	185	110	61
<b>ANXR20X100</b>	3,84	TT20	36	4,0 x 100	220	120	67
<b>ANXR25X100</b>	4,40	TT25	36	5,0 x 100	220	120	113
<b>ANXR27X100</b>	4,96	TT27	36	5,5 x 100	220	120	113
<b>ANXR30X125</b>	5,49	TT30	36	6,0 x 125	245	120	126
<b>ANXR40X150</b>	6,60	TT40	40	7,0 x 150	275	125	173

### ANXRP - PROTWIST® screwdrivers for Torx Plus® screws



- Compliant with Torx Plus® specifications.
- Silicon carbon blade: strong and resistant to flexion.
- Bi-material grip resists to impacts, abrasion, and chemicals.
- Finish: black tipped mat chromed blade.

➤	A [mm]	Resistorx [No]	d [mm]	d1 x L1 [mm]	L [mm]	L2 [mm]	ΔΔ [g]
<b>ANXRP10X75</b>	2,74	IPR10	30	3,0 x 75	184	109	50
<b>ANXRP15X75</b>	3,26	IPR15	30	3,5 x 75	185	110	61
<b>ANXRP20X100</b>	3,84	IPR20	36	4,0 x 100	220	120	67
<b>ANXRP25X100</b>	4,40	IPR25	36	5,0 x 100	220	120	113
<b>ANXRP27X100</b>	4,96	IPR27	36	5,5 x 100	220	120	113
<b>ANXRP30X125</b>	5,49	IPR30	36	6,0 x 125	245	120	126
<b>ANXRP40X150</b>	6,60	IPR40	40	7,0 x 150	275	125	173

### Set of PROTWIST® screwdrivers with sand-blasted tip

#### Set of 6 PROTWIST® screwdrivers with sand-blasted tip for slotted-head and Phillips® screws




- Supplied in a box.

➤	Content set	Quantity
<b>ASP.J6</b>	AS3,5X75 - AS4X100 - AS5,5X100 - ASF6,5X150 - ASP1X100 - ASP2X125	6

### PROTWIST® screwdrivers with sand-blasted tip

#### AS - ASF - PROTWIST® screwdrivers with sand-blasted tip for slotted head screws

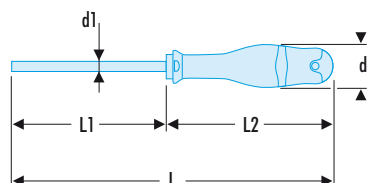


NF ISO 2380-1, NF ISO 2380-2, ISO 2380-1, ISO 2380-2, DIN ISO 2380-1, DIN ISO 2380-2, ASME B107.600

- ASF: forged blade.
- Silicon carbon blade: strong and resistant to flexion.
- Bi-material grip resists to impacts, abrasion, and chemicals.
- Finish: sand-blasted tip gloss chromed blade.

➤	A [mm]	E [mm]	d [mm]	d1 x L1 [mm]	L [mm]	L2 [mm]	ΔΔ [g]
<b>AS2,5X75</b>	2,5	0,4	19	2,5 x 75	170	95	21
<b>AS3,5X75</b>	3,5	0,6	25	3,5 x 75	179	104	41
<b>AS3,5X100</b>	3,5	0,6	25	3,5 x 100	204	104	43
<b>AS4X100</b>	4,0	0,8	30	4,0 x 100	209	109	47
<b>AS5,5X100</b>	5,5	1,0	30	5,5 x 100	210	110	82
<b>AS5,5X150</b>	5,5	1,0	30	5,5 x 150	260	110	91
<b>AS6,5X150</b>	6,5	1,2	36	6,5 x 150	270	120	140
<b>ASF5,5X100</b>	5,5	1,0	30	5,0 x 100	210	110	76
<b>ASF6,5X150</b>	6,5	1,2	36	6,0 x 150	270	120	120
<b>ASF8X150</b>	8,5	1,2	40	7,0 x 150	275	125	149
<b>ASF10X200</b>	10,0	1,6	40	9,0 x 200	325	125	214

## ASP - PROTWIST® screwdrivers with sand-blasted tip for Phillips® screws

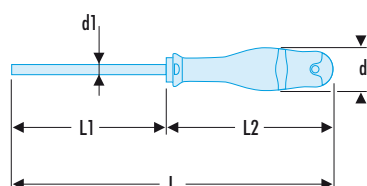


NF ISO 8764-1, NF ISO 8764-2, ISO 8764-1, ISO 8764-2, DIN ISO 8764-1, DIN ISO 8764-2, ASME B107.600

- Silicon carbon blade: strong and resistant to flexion.
- Bi-material grip resists to impacts, abrasion, and chemicals.
- Finish: sand-blasted tip gloss chromed blade.

➤	Phillips [No]	d [mm]	d1 x L1 [mm]	L [mm]	L2 [mm]	ΔΔ [g]
<b>ASP0X75</b>	PH0	25	3,0 x 75	179	104	45
<b>ASP1X100</b>	PH1	30	4,5 x 100	210	110	76
<b>ASP2X125</b>	PH2	36	6,0 x 125	245	120	126
<b>ASP3X150</b>	PH3	40	8,0 x 150	275	125	194

## ASD - PROTWIST® screwdrivers with sand-blasted tip for Pozidriv® screws

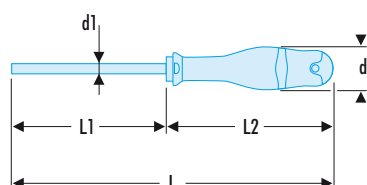


NF ISO 8764-1, NF ISO 8764-2, ISO 8764-1, ISO 8764-2, DIN ISO 8764-1, DIN ISO 8764-2, ASME B107.600

- Silicon carbon blade: strong and resistant to flexion.
- Bi-material grip resists to impacts, abrasion, and chemicals.
- Finish: sand-blasted tip gloss chromed blade.

➤	Pozidriv [No]	d [mm]	d1 x L1 [mm]	L [mm]	L2 [mm]	ΔΔ [g]
<b>ASD0X75</b>	PZ0	25	3,0 x 75	179	104	45
<b>ASD1X100</b>	PZ1	30	4,5 x 100	210	110	76
<b>ASD2X125</b>	PZ2	36	6,0 x 125	245	120	126
<b>ASD3X150</b>	PZ3	40	8,0 x 150	275	125	194

## ASX - PROTWIST® screwdrivers with sand-blasted tip for Torx® screws



- Compliant with Torx® specifications.
- Silicon carbon blade: strong and resistant to flexion.
- Bi-material grip resists to impacts, abrasion, and chemicals.
- Finish: sand-blasted tip gloss chromed blade.

➤	Torx [No]	d [mm]	d1 x L1 [mm]	L [mm]	L2 [mm]	ΔΔ [g]
<b>ASX10X75</b>	T10	30	3,0 x 75	184	109	50
<b>ASX15X75</b>	T15	30	3,5 x 75	185	110	61
<b>ASX20X100</b>	T20	36	4,0 x 100	220	120	73
<b>ASX25X100</b>	T25	36	5,0 x 100	220	120	113
<b>ASX30X125</b>	T30	36	6,0 x 125	245	120	126

PROTWIST® stainless steel screwdrivers

PROTWIST® STAINLESS STEEL SCREWDRIVERS


APPLICATIONS FOR STAINLESS STEEL TOOLS

- Industries sensitive to contamination: agro-food, clean rooms, laboratories, medical facilities.
- Rust-prone outdoor environments: marine environments, buildings (door and window fasteners, terraces).



Only use stainless steel screwdrivers to preserve the antirust characteristics of a stainless steel screw

- Standard screwdrivers produce metal particles which rust and contaminate stainless steel fasteners.
- Using a stainless steel screwdriver is the only way to guarantee non-contamination of the fastener, and high resistance to corrosion.



Screwdrivers combining resistance to oxidation, strength and screwing comfort

- Protwist ergonomic grip overmoulded on stainless steel blade, chosen for its high range characteristics and submitted to a precise and controlled thermal treatment.

Stainless steel X46Cr13

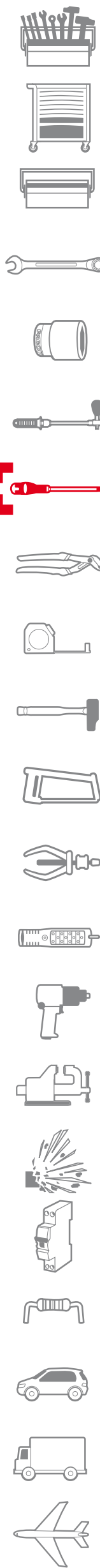
- Also used for high range food grade cutlery, surgical tools, brake discs, etc.

Vacuum quenching

- Guarantees mechanical characteristics and resistance to corrosion.

Bacteriological tests passed after sterilisation in autoclave

- 20 min at 120°C, 1 bar over-pressure.



Set of 6 PROTWIST® stainless steel screwdrivers N°1



- High corrosion resistance of stainless steel tools ensures a longer lifetime in environments prone to rust.
- The stainless steel blade Ref X46Cr13 is used in top range food cutlery, surgical tools, brake discs.
- Vacuum quenching guarantees mechanical characteristics.

	Content set	Quantity	ΔΔ [g]
ADST.J6	4X100 - 5,5X100 - 6,5X150 - 8X175 - PZ1X100 - PZ2X125	6	620



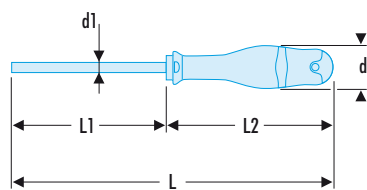
## Set of 6 PROTWIST® stainless steel screwdrivers N°2



- High corrosion resistance of stainless steel tools ensures a longer lifetime in environments prone to rust.
- The stainless steel blade Ref X46Cr13 is used in top range food cutlery, surgical tools, brake discs.
- Vacuum quenching guarantees mechanical characteristics.

	Content set	Quantity	ΔΔ [g]
<b>APST.J6</b>	4X100 - 5,5X100 - 6,5X150 - 8X175 - PH1X100 - PH2X125	6	620

## A.ST - AF.ST - PROTWIST® stainless steel screwdrivers for slotted head screws

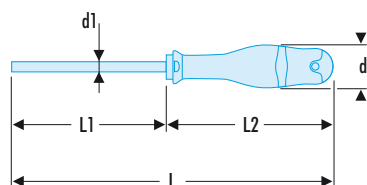


NF ISO 2380-1, NF ISO 2380-2, ISO 2380-1, ISO 2380-2, DIN ISO 2380-1, DIN ISO 2380-2, ASME B107.600

- High corrosion resistance of stainless steel tools ensures a longer lifetime in environments prone to rust.
- The stainless steel blade Ref X46Cr13 is used in top range food cutlery, surgical tools, brake discs.
- Vacuum quenching guarantees mechanical characteristics.
- Bi-material grip resists to impacts, abrasion, and chemicals.

	A [mm]	E [mm]	d [mm]	d1 x L1 [mm]	L [mm]	L2 [mm]	ΔΔ [g]
<b>A4X100ST</b>	4,0	0,8	30	4,0 x 100	209	109	47
<b>A5,5X100ST</b>	5,5	1,0	30	5,5 x 100	210	110	82
<b>AF6,5X150ST</b>	6,5	1,2	36	6,5 x 150	270	120	153
<b>AF8X175ST</b>	8,0	1,2	36	6,5 x 175	420	120	180

## AP.ST - PROTWIST® stainless steel screwdrivers for Phillips® screws

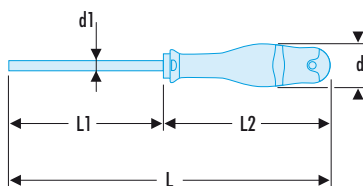


NF ISO 8764-1, NF ISO 8764-2, ISO 8764-1, ISO 8764-2, DIN ISO 8764-1, DIN ISO 8764-2, ASME B107.600

- High corrosion resistance of stainless steel tools ensures a longer lifetime in environments prone to rust.
- The stainless steel blade Ref X46Cr13 is used in top range food cutlery, surgical tools, brake discs.
- Vacuum quenching guarantees mechanical characteristics.
- Bi-material grip resists to impacts, abrasion, and chemicals.

	Phillips [No]	d [mm]	d1 x L1 [mm]	L [mm]	L2 [mm]	ΔΔ [g]
<b>AP1X100ST</b>	PH1	30	4,5 x 100	209	109	76
<b>AP2X125ST</b>	PH2	36	6,0 x 125	245	120	126

### AD.ST - PROTWIST® stainless steel screwdrivers for Pozidriv® screws

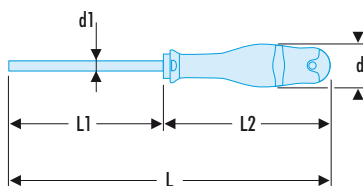


NF ISO 8764-1, NF ISO 8764-2, ISO 8764-1, ISO 8764-2, DIN ISO 8764-1, DIN ISO 8764-2, ASME B107.600

- High corrosion resistance of stainless steel tools ensures a longer lifetime in environments prone to rust.
- The stainless steel blade Ref X46Cr13 is used in top range food cutlery, surgical tools, brake discs.
- Vacuum quenching guarantees mechanical characteristics.
- Bi-material grip resists to impacts, abrasion, and chemicals.

	Pozidriv [No]	d [mm]	d1 x L1 [mm]	L [mm]	L2 [mm]	ΔΔ [g]
<b>AD1X100ST</b>	PZ1	30	4,5 x 100	209	109	76
<b>AD2X125ST</b>	PZ2	36	6,0 x 125	245	120	126

### AX.ST - PROTWIST® stainless steel for Torx® screws



- High corrosion resistance of stainless steel tools ensures a longer lifetime in environments prone to rust.
- The stainless steel blade Ref X46Cr13 is used in top range food cutlery, surgical tools, brake discs.
- Vacuum quenching guarantees mechanical characteristics.
- Bi-material grip resists to impacts, abrasion, and chemicals.

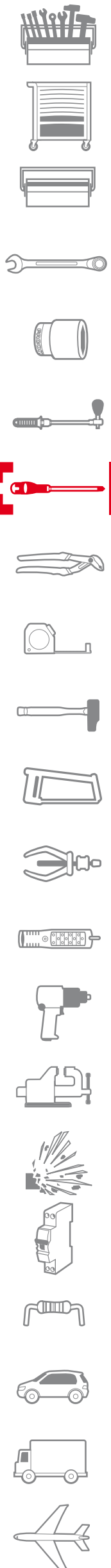
	Torx [No]	d [mm]	d1 x L1 [mm]	L [mm]	L2 [mm]	ΔΔ [g]
<b>AX10X75ST</b>	T10	30	3,0 x 75	184	109	50
<b>AX15X75ST</b>	T15	30	3,5 x 75	184	109	61
<b>AX20X100ST</b>	T20	36	4,0 x 100	220	120	67
<b>AX25X100ST</b>	T25	36	5,0 x 100	220	120	113
<b>AX30X125ST</b>	T30	36	6,0 x 125	245	120	126
<b>AX40X150ST</b>	T40	40	7,0 x 150	275	125	173

## STAINLESS STEEL KEYS


### STAINLESS STEEL KEYS: WHY ?

- Very high resistance to oxidation:
  - No rust on the tool.
  - No fastener contamination.
- Non-coated treated stainless steel key:
  - No risk of flaking.
  - No loss of material.

▶ For details of our complete range of stainless steel keys see p. 428





## PROTWIST® SHOCK screwdrivers



### IMPACT ZONE SCREWDRIVER

#### Exceptional unlocking power

- The shockwave unlocks rusted fasteners for easier unfastening.
- Metal insert added.
- Optimum impact power transmission from the insert to the blade: metal insert associated with the modified polyamide core of the Protwist.
- Major reduction of blow and vibrations in the hand upon impact: the blade and insert are not in direct contact, but separated by the polyamide.
- Positive grip: Protwist ergonomic handle and soft material for efficient and comfortable grip.
- High strength: hexagonal blade in high alloy steel and insert to protect the impact zone.





### Set of 5 PROTWIST® SHOCK screwdrivers



	Content set	Quantity
<b>AWCK.J5</b>	4X100 - 6,5x150 - 8X175 - PH1X100 - PH2X125	5

### AWH.CK - PROTWIST® SHOCK screwdrivers for slotted head screws

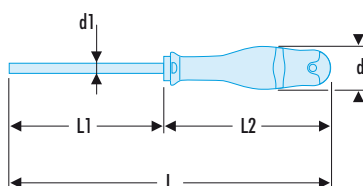


NF ISO 2380-1, NF ISO 2380-2, ISO 2380-1, ISO 2380-2, DIN ISO 2380-1, DIN ISO 2380-2, ASME B107.600

- Positive grip.
- PROTWIST® ergonomic handle and soft material for efficient and comfortable grip.
- High strength.
- Wide and domed metal insert to protect the impact zone, associated with a hexagonal blade in 73MO steel.
- Hexagonal blade with shoulder to take a wrench (except AW4X100Ck without shoulder).
- Extra-long blade for use in confined spaces.
- Bi-material grip resists to impacts, abrasion, and chemicals.
- Finish: black tipped mat chromed blade.

	A [mm]	E [mm]	d [mm]	d2 [mm]	d1 x L1 [mm]	L [mm]	L2 [mm]	ΔΔ [g]
<b>AW4X100CK</b>	4,0	0,8	25	-	4,1 x 100	204	104	57
<b>AWH5,5X125CK</b>	5,5	1,0	25	8	4 x 100	204	104	57
<b>AWH6,5X150CK</b>	6,5	1,2	30	10	5 x 125	235	110	88
<b>AWH8X175CK</b>	8,0	1,2	36	11	6 x 150	270	120	147
<b>AWH10X175CK</b>	10,0	1,6	40	14	7 x 175	300	125	195
<b>AWH12X200CK</b>	12,0	2,0	40	14	10 x 200	325	125	292
<b>AWH14X250CK</b>	14,0	2,5	40	16	10 x 250	375	125	322

### AWPH.CK - PROTWIST® SHOCK screwdrivers for Phillips® screws

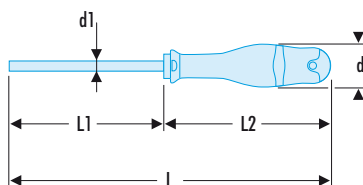


NF ISO 8764-1, NF ISO 8764-2, ISO 8764-1, ISO 8764-2, DIN ISO 8764-1, DIN ISO 8764-2, ASME B107.600

- Positive grip.
- PROTWIST® handle ergonomics and soft coating for efficient and comfortable grip.
- High strength.
- Wide domed metal insert protecting the zone of impact, associated with a 73MO hexagonal blade.
- Hexagonal blade with shoulder to take a wrench.
- Bi-material grip resists to impacts, abrasion, and chemicals.
- Finish: black tipped mat chromed blade.

	Phillips [No]	d [mm]	d1 x L1 [mm]	L [mm]	L2 [mm]	ΔΔ [g]
<b>AWPH1X100CK</b>	PH1	30	5 x 100	209	109	70
<b>AWPH2X125CK</b>	PH2	36	6 x 125	245	120	130
<b>AWPH3X150CK</b>	PH3	40	8 x 150	275	125	200

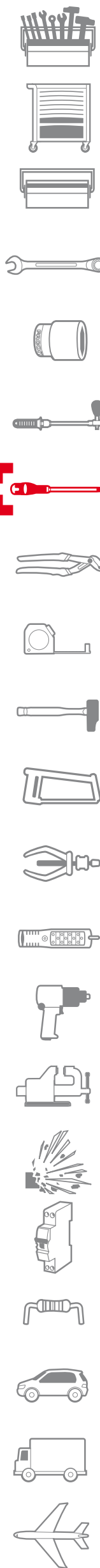
### AWDH.CK - PROTWIST® SHOCK screwdriver for Pozidriv® screws



NF ISO 8764-1, NF ISO 8764-2, ISO 8764-1, ISO 8764-2, DIN ISO 8764-1, DIN ISO 8764-2, ASME B107.600

- Positive grip.
- PROTWIST® handle ergonomics and soft coating for efficient and comfortable grip.
- High strength.
- Wide domed metal insert protecting the zone of impact, associated with a 73MO hexagonal steel blade.
- Hexagonal blade with shoulder to take a wrench.
- Bi-material grip resists to impacts, abrasion, and chemicals.
- Finish: black tipped mat chromed blade.

	Pozidriv [No]	d [mm]	d2 [mm]	d1 x L1 [mm]	L [mm]	L2 [mm]	ΔΔ [g]
<b>AWDH1X100CK</b>	PZ1	30	8	5 x 100	210	110	86
<b>AWDH2X125CK</b>	PZ2	36	10	6 x 125	245	120	142
<b>AWDH3X150CK</b>	PZ3	40	12	8 x 150	275	125	211



## PROTWIST® fluorescent screwdrivers

### PROTWIST® FLUORESCENT SCREWDRIVER

#### YOUR SOLUTION FOR “DARK OR DIMLY LIT AREAS”


##### SAFETY FIRST

- No tools lost or forgotten.
- Tool visibility.

##### COST REDUCTION

- Less tools replaced due to loss.

**Detect the tool thanks to its fluorescence, activated by a lamp or UV neon light.**



➤ **For the complete range of fluorescent tools, see Section 21 AERONAUTICS**



#### AN.F - PROTWIST® fluorescent screwdrivers for slotted head screws - milled blade

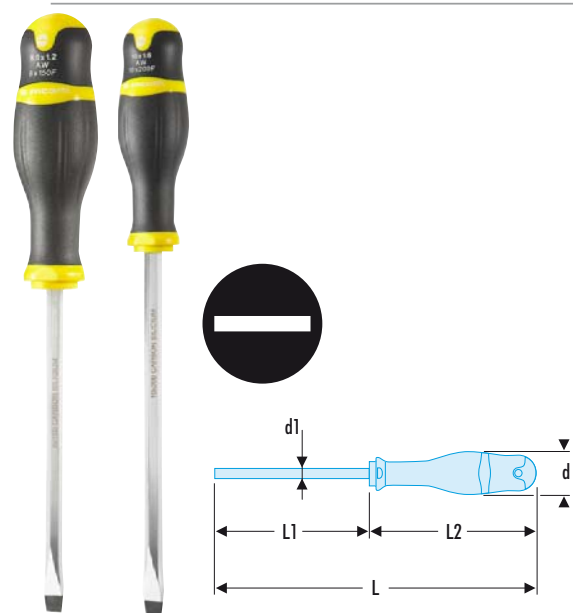


NF ISO 2380-1, NF ISO 2380-2, ISO 2380-1, ISO 2380-2, DIN ISO 2380-1, DIN ISO 2380-2, ASME B107.600

- Detect the tool thanks to its fluorescence, activated by a lamp or UV neon light.
- Silicon carbon blade: strong and resistant to flexion.
- Bi-material grip resists to impacts, abrasion, and chemicals.

➤	A [mm]	E [mm]	d [mm]	d1 x L1 [mm]	L [mm]	L2 [mm]	ΔΔ [g]
<b>AN2,5X75F</b>	2,5	0,4	19	2,5 x 75	169	94	21
<b>AN3,5X100F</b>	3,5	0,6	25	3,5 x 100	203	103	43
<b>AN4X35F</b>	4,0	0,8	36	4,0 x 35	91	56	36
<b>AN4X100F</b>	4,0	0,8	30	4,0 x 100	209	109	47
<b>AN4X150F</b>	4,0	0,8	30	4,0 x 150	259	109	52
<b>AN5,5X150F</b>	5,5	1,0	30	5,5 x 150	259	109	91
<b>AN6,5X35F</b>	6,5	1,2	36	6,5 x 35	91	56	46
<b>AN6,5X150F</b>	6,5	1,2	36	6,5 x 150	270	120	140

### AW.F - PROTWIST® fluorescent screwdrivers for slotted head screws - hexagonal blade



NF ISO 2380-1, NF ISO 2380-2, ISO 2380-1, ISO 2380-2, DIN ISO 2380-1, DIN ISO 2380-2, ASME B107.600

- Detect the tool thanks to its fluorescence, activated by a lamp or UV neon light.
- Silicon carbon blade: strong and resistant to flexion.
- Bi-material grip resists to impacts, abrasion, and chemicals.

➤	d [mm]	d1 x L1 [mm]	L [mm]	L2 [mm]	ΔΔ [g]
<b>AW8X150F</b>	40	7 x 150	275	125	220
<b>AW10X200F</b>	40	9 x 200	325	125	255

### ANP.F - PROTWIST® fluorescent screwdrivers for Phillips® screws - milled blade




NF ISO 8764-1, NF ISO 8764-2, ISO 8764-1, ISO 8764-2, DIN ISO 8764-1, DIN ISO 8764-2, ASME B107.600

- Detect the tool thanks to its fluorescence, activated by a lamp or UV neon light.
- Silicon carbon blade: strong and resistant to flexion.
- Bi-material grip resists to impacts, abrasion, and chemicals.

➤	Phillips [No]	d [mm]	d1 x L1 [mm]	L [mm]	L2 [mm]	ΔΔ [g]
<b>ANP0X75F</b>	PH0	25	3,0 x 75	178	103	45
<b>ANP1X35F</b>	PH1	36	4,5 x 35	91	56	39
<b>ANP1X100F</b>	PH1	30	4,5 x 100	209	109	76
<b>ANP2X35F</b>	PH2	36	6,0 x 35	91	56	44
<b>ANP2X125F</b>	PH2	36	6,0 x 125	245	120	126
<b>ANP3X150F</b>	PH3	40	8,0 x 150	275	125	194
<b>ANP4X200F</b>	PH4	30	4,0 x 200	309	109	57

### AWP.F - PROTWIST® fluorescent screwdrivers for Phillips® screws - hexagonal blade



NF ISO 8764-1, NF ISO 8764-2, ISO 8764-1, ISO 8764-2, DIN ISO 8764-1, DIN ISO 8764-2, ASME B107.600

- Detect the tool thanks to its fluorescence, activated by a lamp or UV neon light.
- Hexagonal blade: optimum endurance and performance.
- Silicon carbon blade: strong and resistant to flexion.
- Bi-material grip resists to impacts, abrasion, and chemicals.

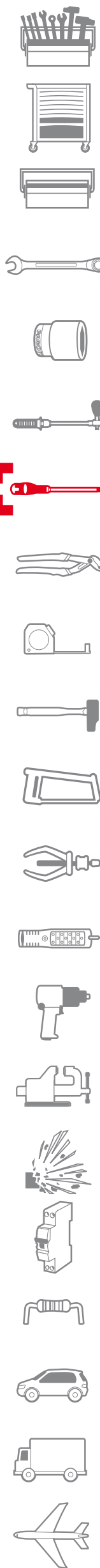
➤	Phillips [No]	d [mm]	d1 x L1 [mm]	L [mm]	L2 [mm]	ΔΔ [g]
<b>AWP2X125F</b>	2	36	6 x 125	245	120	130

### R.236AF PROTWIST® fluorescent handle screwdriver 1/4" - 158 mm



NF ISO 3315, ISO 3315, DIN 3122, ASME B107.10

- Detect the tool thanks to its fluorescence, activated by a lamp or UV neon light.
- Bi-material grip resists to impacts, abrasion, and chemicals.
- Finish: chromed.



## AWSH.F - PROTWIST® fluorescent handle hexagonal key - spherical head



- Detect the tool thanks to its fluorescence, activated by a lamp or UV neon light.
- Bi-material grip resists to impacts, abrasion, and chemicals.

	d [mm]	d1 [mm]	L [mm]	L1 [mm]	L2 [mm]	ΔΔ [g]
<b>AWSH3X75F</b>	19	3	169	75	94	35
<b>AWSH4X75F</b>	25	4	178	75	103	45
<b>AWSH5X100F</b>	30	5	208	100	109	80

## PROTWIST® fluorescent bit holder screwdriver



- Detect the tool thanks to its fluorescence, activated by a lamp or UV neon light.
- Long magnetic bit holders.
- Bi-material grip resists to impacts, abrasion, and chemicals.

	d [mm]	L [mm]	L1 [mm]	ΔΔ [g]
<b>AM.M2F</b>	10	245	125	150

### SAFETY FIRST

### WALLET SET OF FLUORESCENT KEYS

➤ **WALLET SET OF FLUORESCENT KEYS AVAILABLE P. 1024**



### SAFETY FIRST

### NON-SPARKING TOOLS

➤ **RANGE OF NON-SPARKING TOOLS AVAILABLE P. 738**



PROTWIST® 1,000 Volt insulated screwdrivers sets and modules

1,000 V INSULATED SCREWDRIVERS

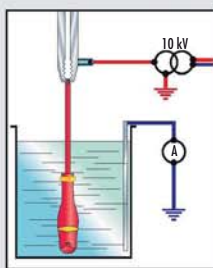
FACOM VE-SERIES 1,000 V SCREWDRIVERS



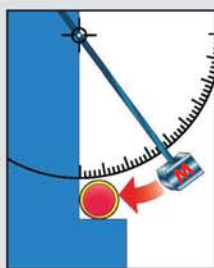
Tools built for electrical safety to European standard EN 60900 specifications, and designed for working on live components up to 1,000 V AC and 1,500 V DC

For your safety, every screwdriver is tested to 10,000 V for 10 seconds at the end of the manufacturing cycle.

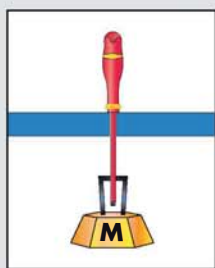
Tests performed in accordance with EN 60900.



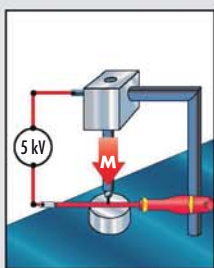
Electrical resistance



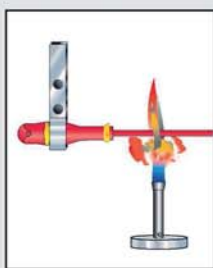
Impact resistance



Pull-off resistance



Penetration resistance



Combustion test

**SAFETY FIRST**

WORKING ON LIVE COMPONENTS IS HAZARDOUS. For your safety it is important that you

- Ensure that the insulation is not damaged by:
  - heat (-20 to 70° working temperature)
  - chemicals
  - cuts or perforations.
- Visually check the insulation before use.



A.VE - Sets of PROTWIST® 1,000 Volt insulated screwdrivers



- For your safety, each screwdriver is tested individually at 10,000 Volt for 10 seconds, at the end of the manufacturing cycle.
- Supplied in a box.

	Content set	Quantity	ΔΔ [g]
<b>AD.J5VE</b>	A3,5X100VE - A4X100VE - A5,5X125VE - AD1X100VE - AD2X125VE	5	430
<b>AP.J5VE</b>	A3,5X100VE - A4X100VE - A5,5X125VE - AP1X100VE - AP2X125VE	5	430
<b>AD.J8VE</b>	A2,5X75VE - A3X100VE - A3,5X100VE - A4X100VE - A5,5X125VE - A6,5X150VE - AD1X100VE - AD2X125VE	8	650



## MOD.A1VE Module of 8 PROTWIST® 1,000 Volt insulated screwdrivers



- For your safety, each screwdriver is tested individually at 10,000 Volts for 10 seconds, at the end of the manufacturing cycle.
  - Including:
    - AVE: 3.5 - 4 - 5.5 - 6.5 mm.
    - AP1X100VE - AP2X125VE.
    - AD1X100VE - AD2X125VE.
    - Heat-formed tray PL325.
- Weight: 907 g.

## PROTWIST® 1,000 Volt insulated screwdrivers for slotted head screws

### A.VE - PROTWIST® 1,000 Volt insulated screwdrivers for slotted-head screws



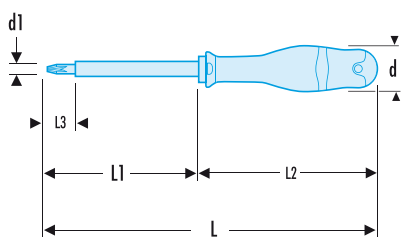
NF ISO 2380-1, NF ISO 2380-2, NF EN 60900, ISO 2380-1, ISO 2380-2, EN 60900, DIN ISO 2380-1, DIN ISO 2380-2, DIN EN 60900, ASME B107.600

- For your safety, each screwdriver is tested individually at 10,000 Volt for 10 seconds, at the end of the manufacturing cycle.
- 1,000 Volt sheathed round blade.
- Milled blade: --> 5.5 mm included.
- Fillet blade: 6.5 --> 12 mm.
- Bi-material grip resists to impacts, abrasion, and chemicals.

➤	A [mm]	E [mm]	d [mm]	L [mm]	L1 [mm]	L2 [mm]	L3 [mm]	ΔΔ [g]
<b>A2X75VE</b>	2,0	0,4	19	170	40	95	18	23
<b>A2,5X50VE</b>	2,5	0,4	25	153	50	103	18	30
<b>A2,5X75VE</b>	2,5	0,4	25	178	75	103	18	32
<b>A3X75VE</b>	3,0	0,5	25	178	75	103	18	38
<b>A3X100VE</b>	3,0	0,5	25	202	100	103	18	39
<b>A3,5X75VE</b>	3,5	0,6	25	179	75	104	18	42
<b>A3,5X100VE</b>	3,5	0,6	25	204	100	104	18	44
<b>A4X100VE</b>	4,0	0,8	30	210	100	110	18	48
<b>A4X150VE</b>	4,0	0,8	30	260	150	110	18	53
<b>A5,5X125VE</b>	5,5	1,0	30	235	125	110	18	88
<b>A5,5X150VE</b>	5,5	1,0	30	260	150	110	18	92
<b>A5,5X200VE</b>	5,5	1,0	30	310	200	110	18	106
<b>A6,5X150VE</b>	6,5	1,2	36	270	150	120	18	120
<b>A6,5X200VE</b>	6,5	1,2	36	320	200	120	18	170
<b>A8X150VE</b>	8,0	1,2	40	275	150	125	18	160
<b>A8X200VE</b>	8,0	1,2	40	325	200	125	18	180
<b>A10X200VE</b>	10,0	1,6	40	325	200	125	18	240
<b>A12X250VE</b>	12,0	2,0	40	375	250	125	18	360

**PROTWIST® 1,000 Volt insulated screwdrivers for Phillips® screws**

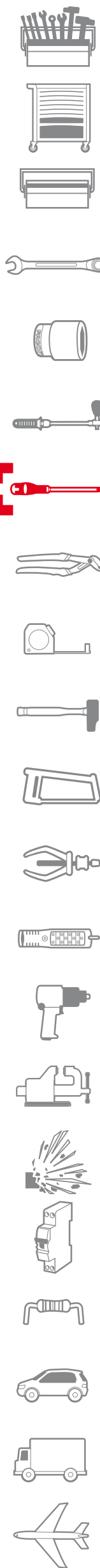
**AP.VE - PROTWIST® 1,000 Volt insulated screwdrivers for Phillips® head screws**



NF ISO 8764-1, NF ISO 8764-2, NF EN 60900, ISO 8764-1, ISO 8764-2, EN 60900, DIN ISO 8764-1, DIN ISO 8764-2, DIN EN 60900, ASME B107.600

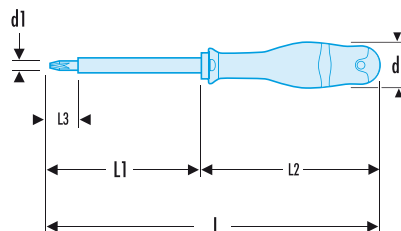
- For your safety, each screwdriver is tested individually at 10,000 Volt for 10 seconds, at the end of the manufacturing cycle.
- 1,000 Volt sheathed round blade.
- Bi-material grip resists to impacts, abrasion, and chemicals.

➤	Phillips [No]	d [mm]	d1 [mm]	L [mm]	L1 [mm]	L2 [mm]	L3 [mm]	ΔΔ [g]
<b>AP0X75VE</b>	PH0	25	3,0	179	75	104	18	46
<b>AP1X100VE</b>	PH1	30	4,5	210	100	110	18	77
<b>AP2X125VE</b>	PH2	36	6,0	245	125	120	18	127
<b>AP3X150VE</b>	PH3	40	8,0	275	150	125	18	195
<b>AP4X200VE</b>	PH4	40	10,0	325	200	125	18	278



**PROTWIST® 1,000 Volt insulated screwdrivers for Pozidriv® screws**

**AD.VE - PROTWIST® 1,000 Volt insulated screwdrivers for Pozidriv® head screws**



NF ISO 8764-1, NF ISO 8764-2, NF EN 60900, ISO 8764-1, ISO 8764-2, EN 60900, DIN ISO 8764-1, DIN ISO 8764-2, DIN EN 60900, ASME B107.600

- For your safety, each screwdriver is tested individually at 10,000 Volt for 10 seconds, at the end of the manufacturing cycle.
- 1,000 Volt sheathed round blade.
- Bi-material grip resists to impacts, abrasion, and chemicals.

➤	Pozidriv [No]	d [mm]	d1 [mm]	L [mm]	L1 [mm]	L2 [mm]	L3 [mm]	ΔΔ [g]
<b>AD0X75VE</b>	PZ0	25	3,0	179	75	104	18	46
<b>AD1X100VE</b>	PZ1	30	4,5	209	100	109	18	77
<b>AD2X125VE</b>	PZ2	36	6,0	245	125	120	18	127
<b>AD3X150VE</b>	PZ3	40	8,0	275	150	125	18	195



## PROTWIST® BORNEO® screwdrivers sets for electrical terminals

### 1,000 V INSULATED SCREWDRIVERS



### SPECIAL SCREWDRIVERS FOR COMBINATION PATTERN HEADS USED ON SWITCHGEAR.

#### Special pattern

- Specific driver pattern suitable for switches, relays, circuit-breakers, boxes, terminals, etc.

#### Powerful tightening

- Torque transmission considerably higher than with a conventional screwdriver.

#### Drive integrity

- More positive coupling preventing slippage, reduced wear of both fastener and screwdriver.
- More secure fit avoiding damage to enclosures and casings.



#### 1,000 V SAFETY

- Screwdrivers to European standard EN 60900.
- Most switchgear has combination Pozidriv®/slotted heads (Facom ADB series screwdrivers), but some uses Phillips®/slotted heads (Facom APB series screwdrivers). Clean results can only be achieved with correct screwdriver/fastener contact.

### AB.VE - Sets of PROTWIST® BORNEO® screwdrivers for mixed heads

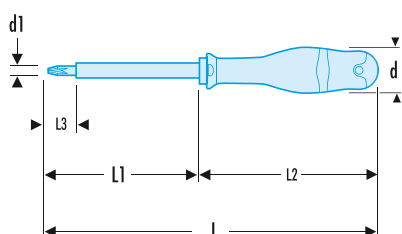


- Screwdrivers designed specifically for mixed head screws found in electrical appliances.
- For your safety, each screwdriver is tested individually at 10,000 Volts for 10 seconds, at the end of the manufacturing cycle.
- Supplied in a box.

	Content set	Quantity
<b>AB.J4VE</b>	APB1X100VE - APB2X125VE - ADB1X100VE - ADB2X125VE	4
<b>ADB.J7VE</b>	ADB1X100VE - ADB2X125VE - A2,5X75VE - A3,5X100VE - A4X100VE - A5,5X125VE - A6,5X150VE	7
<b>APB.J7VE</b>	APB1X100VE - APB2X125VE - A2,5X75VE - A3,5X100VE - A4X100VE - A5,5X125VE - A6,5X150VE	7

## PROTWIST® BORNEO® screwdrivers for electrical terminals

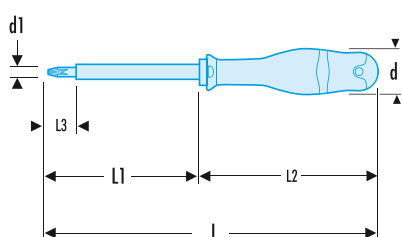
### APB - PROTWIST® BORNEO® screwdrivers for mixed heads - Phillips®



- Screwdrivers designed specifically for mixed head screws found in electrical appliances.
- Tighter screwing = safety.
- Less slipping for better sensations and lesser wear.
- Longer screwdriver durability.
- For your safety, each screwdriver is tested individually at 10,000 Volts for 10 seconds, at the end of the manufacturing cycle.
- Bi-material grip resists to impacts, abrasion, and chemicals.

➤	Phillips [No]	d [mm]	d1 [mm]	L [mm]	L1 [mm]	L2 [mm]	L3 [mm]	ΔΔ [g]
<b>APB1X100VE</b>	PH1	30	5	210	100	110	18	80
<b>APB2X125VE</b>	PH2	36	6	245	125	120	18	136

### ADB.VE - PROTWIST® BORNEO® screwdrivers for mixed heads - Pozidriv®



- Screwdrivers designed specifically for mixed head screws found in electrical appliances.
- Tighter screwing = safety.
- Less slipping for better sensations and lesser wear.
- Longer screwdriver durability.
- For your safety, each screwdriver is tested individually at 10,000 Volts for 10 seconds, at the end of the manufacturing cycle.
- Bi-material grip resists to impacts, abrasion, and chemicals.

➤	Pozidriv [No]	d [mm]	d1 [mm]	L [mm]	L1 [mm]	L2 [mm]	L3 [mm]	ΔΔ [g]
<b>ADB1X100VE</b>	PZ1	30	5	210	100	110	18	80
<b>ADB2X125VE</b>	PZ2	36	6	245	125	120	18	136

## Sets of ISORYL screwdrivers

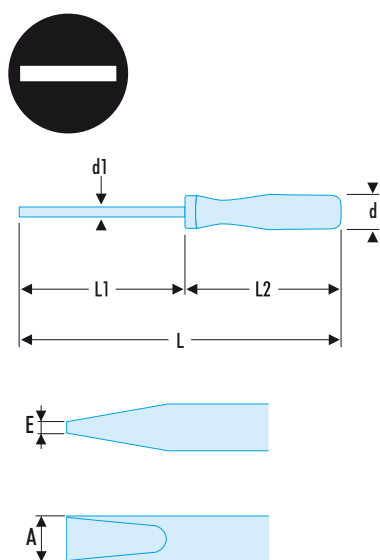
### Sets of ISORYL screwdrivers



➤	Organiser for	Content set	Quantity	ΔΔ [g]
<b>AR.J5</b>	Box	AR.3X75 - AR.4X100 - AR.5,5X100 - AR.6,5X150 - AR.8X150	5	406
<b>AS.4</b>	Rack	AP.0X75 - AP.1X75 - AP.2X100 - AP.3X150 - AP.4X200	5	685
<b>AT.J9</b>	Wallet : N.38A-9B	AR.3X75 - AR.3,5X100 - AR.4X100 - AP.0X75 - AP.1X100 - AP.2X125 - AWHH2X75 - AWHH2,5X75 - AWHH3X75	9	300
<b>AJ.3</b>	Box	AR.3,5X100 - AR.4X100 - AR.5,5X100 - AR.6,5X150 - AR.8X150 - ATH.8EX175 - A.3,5X100VE - AP.1X75 - AP.2X100 - AP.3X150 - AD.1X75 - AD.2X100 - AD.3X150 - AF	14	1210
<b>AS.15</b>	Rack	AR.3,5X100 - AR.4X100 - AR.5,5X100 - AR.6,5X100 - AR.8X150 - ATH.8EX175 - A3,5X100VE - AP.1X75 - AP.2X100 - AP.3X150 - AD.1X75 - AD.2X100 - AD.3X150 - AF	14	1460

## ISORYL screwdrivers for slotted head screws

### AR - ISORYL screwdrivers for slotted-head screws - milled blade

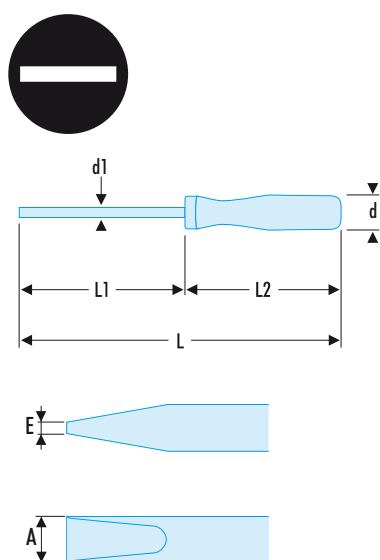


NF ISO 2380-1, NF ISO 2380-2, ISO 2380-1, ISO 2380-2, DIN ISO 2380-1, DIN ISO 2380-2, ASME B107.600

- Round blade milled for access to the bottom of the well.
- Finish: polished chromed.

➤	A [mm]	E [mm]	d [mm]	d1 x L1 [mm]	L [mm]	L2 [mm]	ΔΔ [g]
<b>AR.2X40</b>	2,0	0,4	16	2,0 x 40	110	70	13,50
<b>AR.2,5X50</b>	2,5	0,4	16	2,5 x 50	120	70	15,00
<b>AR.2,5X75</b>	2,5	0,4	16	2,5 x 75	145	70	16,00
<b>AR.3X75</b>	3,0	0,5	16	3,0 x 75	145	70	17,50
<b>AR.3,5X75</b>	3,5	0,6	20,5	3,5 x 75	155	80	31,00
<b>AR.3,5X100</b>	4,0	0,8	20,5	3,5 x 100	180	80	33,00
<b>AR.4X100</b>	4,0	0,8	24	4,0 x 100	190	90	45,00
<b>AR.4X150</b>	4,0	0,8	24	4,0 x 150	240	90	50,00
<b>AR.5,5X100</b>	5,5	1,0	28	5,5 x 100	200	100	71,00
<b>AR.5,5X150</b>	5,5	1,0	28	5,5 x 150	250	100	80,00
<b>AR.5,5X200</b>	5,5	1,0	28	5,5 x 200	300	100	89,00
<b>AR.6,5X100</b>	6,5	1,2	30	6,5 x 100	210	110	102,00
<b>AR.6,5X150</b>	6,5	1,2	30	6,5 x 150	260	110	114,00
<b>AR.6,5X200</b>	6,5	1,2	30	6,5 x 200	310	110	226,00
<b>AR.8X150</b>	8,0	1,2	30	8,0 x 150	260	110	141,00

### ARA - ISORYL screwdrivers for slotted-head screws - handle with clasp

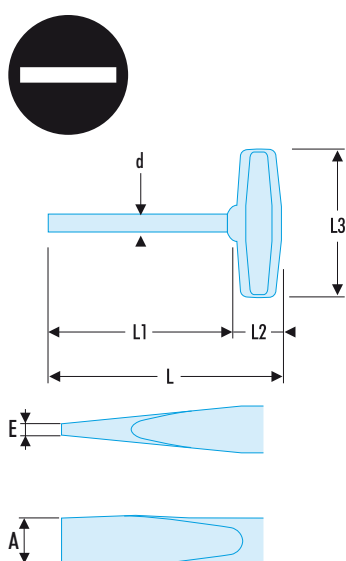


NF ISO 2380-1, NF ISO 2380-2, ISO 2380-1, ISO 2380-2, DIN ISO 2380-1, DIN ISO 2380-2, ASME B107.600

- Finish: polished chromed.

➤	A [mm]	E [mm]	d [mm]	d1 x L1 [mm]	L [mm]	L2 [mm]	ΔΔ [g]
<b>ARA.2,5X50</b>	2,5	0,4	13	2,5 x 50	110	60	10
<b>ARA.2,5X75</b>	2,5	0,4	13	2,5 x 75	135	60	11
<b>ARA.3,5X50</b>	3,5	0,6	13	3,5 x 50	110	60	12
<b>ARA.3,5X75</b>	3,5	0,6	13	3,5 x 75	135	60	14

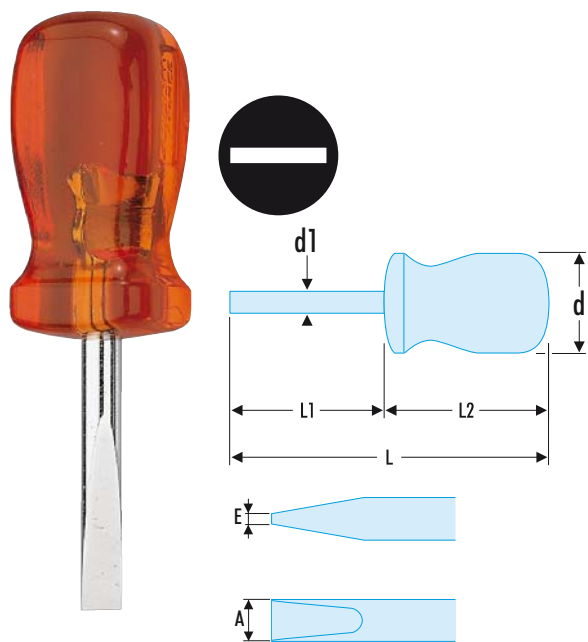
### AGT - ISORYL screwdrivers for slotted-head screws - forged blade - T handle



- Transmits high torque.
- Finish: chromed.

➤	A [mm]	E [mm]	d1 x L1 [mm]	L [mm]	L2 [mm]	L3 [mm]	ΔΔ [g]
<b>AGT.8X100</b>	8	1,2	8 x 100	130	30	85	150
<b>AGT.10X100</b>	10	1,6	10 x 100	130	30	85	160

### ARB - ISORYL screwdrivers for slotted-head screws - short blade



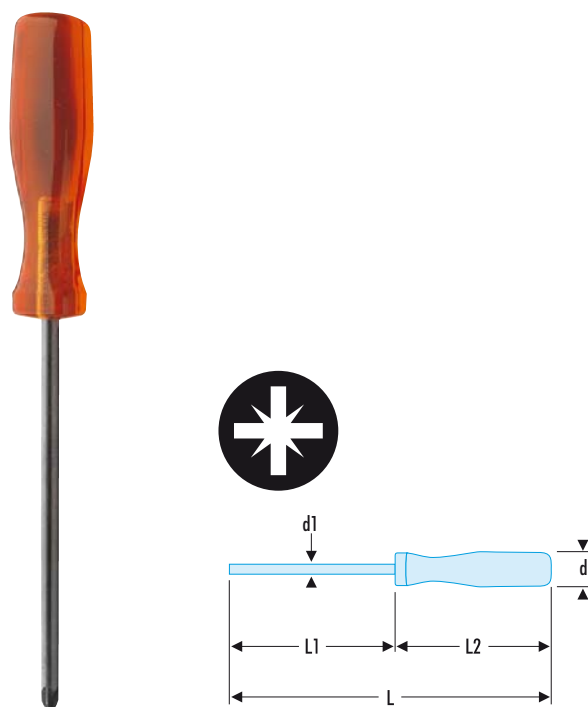
NF ISO 2380-1, NF ISO 2380-2, ISO 2380-1, ISO 2380-2, DIN ISO 2380-1, DIN ISO 2380-2, ASME B107.600

- For use in confined space.
- Finish: polished chromed.

➤	A [mm]	E [mm]	d [mm]	d1 x L1 [mm]	L [mm]	L2 [mm]	ΔΔ [g]
<b>ARB.4X40</b>	4,0	0,8	29	4,0 x 40	90	50	38
<b>ARB.5,5X40</b>	5,5	1,0	29	5,5 x 40	90	50	39
<b>ARB.6,5X40</b>	6,5	1,2	29	6,5 x 40	90	50	42

### ISORYL screwdrivers for Pozidriv® screws

#### AD - ISORYL screwdrivers for Pozidriv® screws

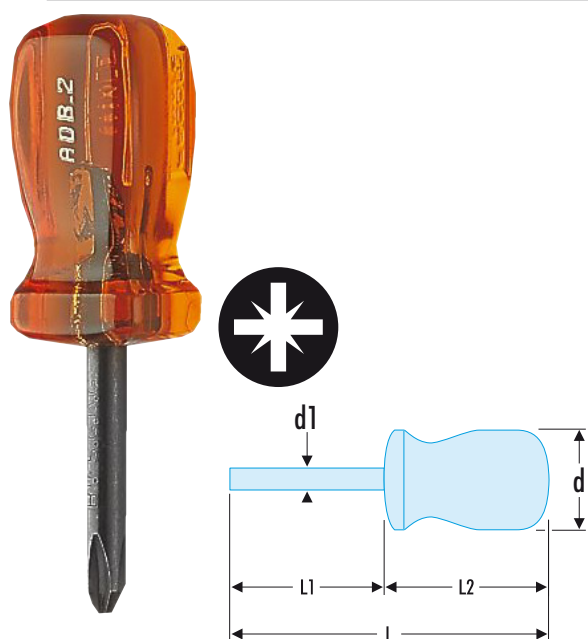


NF ISO 8764-1, NF ISO 8764-2, ISO 8764-1, ISO 8764-2, DIN ISO 8764-1, DIN ISO 8764-2, ASME B107.600

- High strength steel alloy blades.
- Finish: burnt.

➤	Pozidriv [No]	d [mm]	d1 x L1 [mm]	L [mm]	L2 [mm]	ΔΔ [g]
<b>AD.0X50</b>	PZ0	20,5	4 x 50	130	95	31
<b>AD.1X75</b>	PZ1	24,0	4 x 75	165	95	55
<b>AD.2X100</b>	PZ2	28,0	6 x 100	200	95	77
<b>AD.2X125</b>	PZ2	28,0	6 x 125	225	63	81
<b>AD.3X150</b>	PZ3	30,0	8 x 150	260	63	142

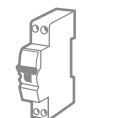
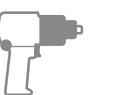
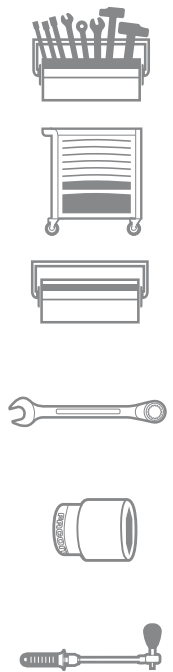
#### ADB - ISORYL screwdrivers for Pozidriv® screws - short blade



NF ISO 8764-1, NF ISO 8764-2, ISO 8764-1, ISO 8764-2, DIN ISO 8764-1, DIN ISO 8764-2, ASME B107.600

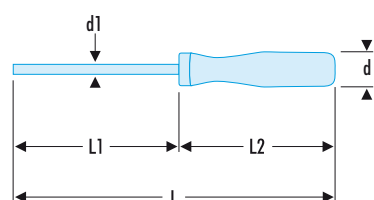
- For use in confined space.
- Finish: burnt.

➤	Pozidriv [No]	d [mm]	d1 x L1 [mm]	L [mm]	L2 [mm]	ΔΔ [g]
<b>ADB.1X40</b>	PZ1	29	5 x 40	90	77	38
<b>ADB.2X40</b>	PZ2	29	6 x 40	90	77	44



## ISORYL screwdrivers for Phillips® screws

### AP - ISORYL screwdrivers for Phillips® screws

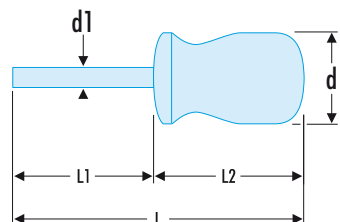


NF ISO 8764-1, NF ISO 8764-2, ISO 8764-1, ISO 8764-2, DIN ISO 8764-1, DIN ISO 8764-2, ASME B107.600

- Finish: chromed.

➤	Phillips [No]	d [mm]	d1 x L1 [mm]	L [mm]	L2 [mm]	ΔΔ [g]
<b>AP.0X50</b>	PH0	20,5	4 x 50	130	80	31
<b>AP.0X75</b>	PH0	20,5	4 x 75	155	80	33
<b>AP.1X75</b>	PH1	24,0	5 x 75	165	90	55
<b>AP.1X100</b>	PH1	24,0	5 x 100	190	90	59
<b>AP.2X100</b>	PH2	28,0	6 x 100	200	100	77
<b>AP.2X125</b>	PH2	28,0	6 x 125	225	100	81
<b>AP.3X150</b>	PH3	30,0	8 x 150	260	110	142
<b>AP.4X200</b>	PH4	34,0	10 x 200	320	120	246

### APB - ISORYL screwdrivers for Phillips® screws - short blade



NF ISO 8764-1, NF ISO 8764-2, ISO 8764-1, ISO 8764-2, DIN ISO 8764-1, DIN ISO 8764-2, ASME B107.600

- For use in confined space.
- Finish: chromed.

➤	Phillips [No]	d [mm]	d1 x L1 [mm]	L [mm]	L2 [mm]	ΔΔ [g]
<b>APB.0X40</b>	PH0	29	4 x 40	90	50	33
<b>APB.1X40</b>	PH1	29	5 x 40	90	50	36
<b>APB.2X40</b>	PH2	29	6 x 40	90	50	40

## Sets of wood handle screwdrivers

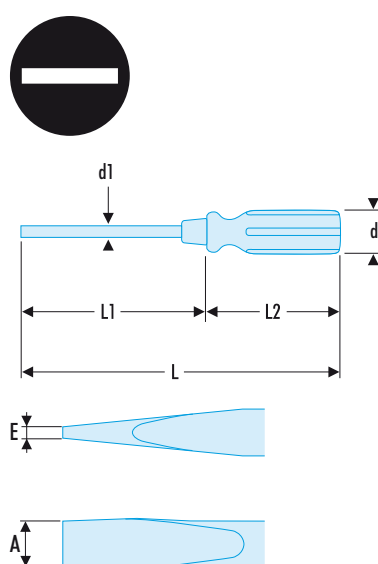
### Sets of wood handle screwdrivers



➤	Organiser for	Content set	Quantity	ΔΔ [g]
<b>ATH.JS5</b>	Rack	ATH.5,5X100 - 6,5X100 - 8X150 - 8X175 - 10X200	5	837
<b>ATHH.JS5</b>	Rack	ATHH.5,5X100 - 6,5X125 - 8X150 - 10X175 - 12X200	5	952
<b>ATHH.PJ3</b>	Box	ATHH.P1 - P2 - P3	3	372
<b>ATHH.J7</b>	Box	ATHH.4X90 - 5,5X100 - 6,5X125 - 8X150 - 10X17 - 12X200 - 14X250	7	1262
<b>AJT.2</b>	Box	ATHH.5,5X100 - ATHH.6,5X125 - ATHH. 8X150 - ATHH.10X175 - ATHH.P1 - ATHH.P2 - ATHH.D1 - ATHH.D2	8	908

### Wood handle screwdrivers for slotted head screws

#### ATH - Wood handle screwdrivers for slotted head screws - forged blade

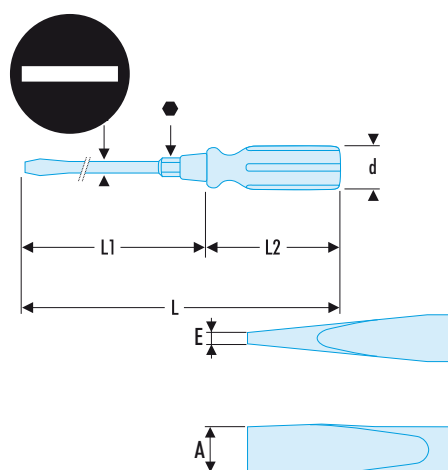


NF ISO 2380-1, NF ISO 2380-2, ISO 2380-1, ISO 2380-2, DIN ISO 2380-1, DIN ISO 2380-2, ASME B107.600

- Through blade allowing to "separate" locked screws by means of light impacts.
- Impact zone widened by metallic cap.
- Round blade forged and treated over its entire length.
- Handle-blade link by fins.
- Finish: burnt.

➤	A [mm]	E [mm]	d [mm]	d1 x L1 [mm]	L [mm]	L2 [mm]	ΔΔ [g]
<b>ATH.5,5X100</b>	5,5	1,0	22	5 x 100	205	105	65
<b>ATH.6,5X100</b>	6,5	1,2	26	6 x 100	210	110	86
<b>ATH.8X150</b>	8,0	1,2	28	7 x 150	270	120	130
<b>ATH.8EX175</b>	8,0	1,6	32	7 x 175	305	130	177
<b>ATH.10X200</b>	10,0	1,6	32	9 x 200	330	130	222
<b>ATH.12X250</b>	12,0	2,0	32	10 x 250	380	130	335

#### ATHH - Wood handle screwdrivers for slotted head screws - hexagonal forged blade



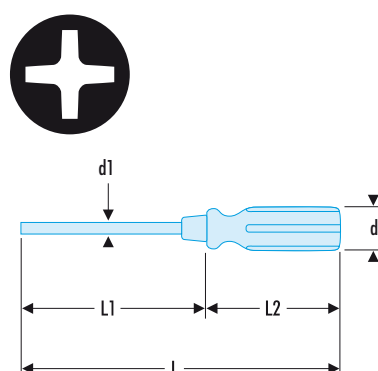
NF ISO 2380-1, NF ISO 2380-2, ISO 2380-1, ISO 2380-2, DIN ISO 2380-1, DIN ISO 2380-2, ASME B107.600

- Through blade allowing to "separate" locked screws by means of light impacts.
- Forged and treated hexagonal blade for locking or unlocking with a wrench.
- Handle-blade link by fins.
- On the blade side, the handle includes a crimped steel ferrule with dampener, at the opposite side, a copper ring protects wood from impacts.
- Finish: polished chromed.

➤	A [mm]	E [mm]	⊘ [mm]	d [mm]	d1 x L1 [mm]	L [mm]	L2 [mm]	ΔΔ [g]
<b>ATHH.4X90</b>	4,0	0,8	6	25	4,5 x 90	195	95	49
<b>ATHH.5,5X100</b>	5,5	1,0	8	25	5,5 x 100	200	100	58
<b>ATHH.6,5X125</b>	6,5	1,2	10	26	6,5 x 125	240	115	99
<b>ATHH.6,5X175</b>	6,5	1,2	10	26	6,5 x 175	290	115	110
<b>ATHH.8X150</b>	8,0	1,2	13	28	8,0 x 150	270	120	160
<b>ATHH.10X175</b>	10,0	1,6	13	30	9,0 x 175	300	125	207
<b>ATHH.12X200</b>	12,0	2,0	17	32	10,0 x 200	330	130	278
<b>ATHH.14X250</b>	14,0	2,5	17	32	10,0 x 250	385	135	331

### Wood handle screwdrivers for cross-headed screws

#### ATHH.P - Wood handle screwdrivers for Phillips® screws - hexagonal blade



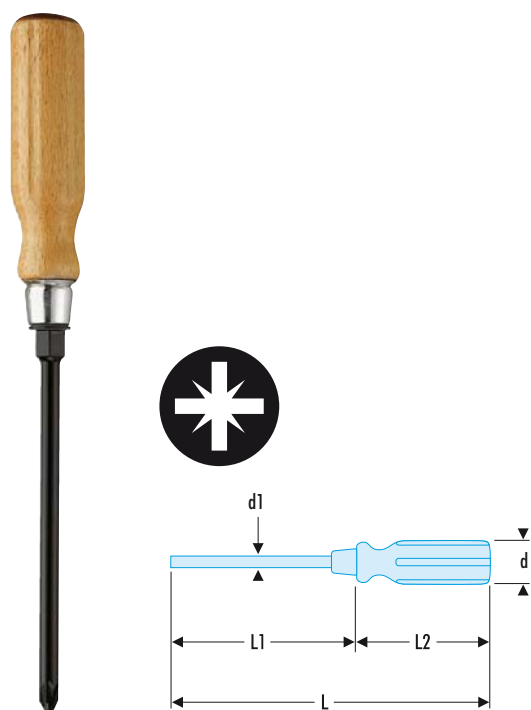
NF ISO 8764-1, NF ISO 8764-2, ISO 8764-1, ISO 8764-2, DIN ISO 8764-1, DIN ISO 8764-2, ASME B107.600

- Through blade allowing to "separate" locked screws by means of light impacts.
- Forged and treated hexagonal blade for locking or unlocking with a wrench.
- Handle-blade link by fins.
- On the blade side, the handle includes a crimped steel ferrule with dampener, at the opposite side, a copper ring protects wood from impacts.
- Finish: polished chromed.

➤	Phillips [No]	⊘ [mm]	d [mm]	d1 x L1 [mm]	L [mm]	L2 [mm]	ΔΔ [g]
<b>ATHH.P1</b>	PH1	8	25	5 x 100	200	100	60
<b>ATHH.P2</b>	PH2	10	26	6 x 125	235	110	92
<b>ATHH.P3</b>	PH3	13	28	8 x 150	270	120	160



## ATHH.D - Wood handle screwdrivers for Pozidriv® screws - hexagonal blade



NF ISO 8764-1, NF ISO 8764-2, ISO 8764-1, ISO 8764-2, DIN ISO 8764-1, DIN ISO 8764-2, ASME B107.600

- Through blade allowing to "separate" locked screws by means of light impacts.
- Forged and treated hexagonal blade for locking or unlocking with a wrench.
- Handle-blade link by fins.
- On the blade side, the handle includes a crimped steel ferrule with dampener, at the opposite side, a copper ring protects wood from impacts.
- Finish: polished chromed.

🔪	Pozidriv [No]	6 [mm]	d [mm]	d1 x L1 [mm]	L [mm]	L2 [mm]	ΔΔ [g]
<b>ATHH.D1</b>	PZ1	8	25	5 x 100	200	100	60
<b>ATHH.D2</b>	PZ2	10	26	6 x 125	240	115	92
<b>ATHH.D3</b>	PZ3	13	28	8 x 150	270	120	160

## Multiblade screwdrivers

### AM - PROTWIST® multi-blade screwdriver sets



- Several screwing patterns in a small footprint.
- Each blade has two useful tips.
- bi-material ergonomic handle for comfortable and reliable screwing.
- The handle drives the blades by the 6-point 1/4" drive.
- A spring holds the blades in the handle.
- Packaging:
  - AM.1: plastic box BP.112.
  - AM.2 - AM.3 - AM.4: compact bag.

🔪	A fente [No]	Phillips [No]	Pozidriv [No]	Torx [No]	Resistorx [No]	Knob	Quantity	ΔΔ [g]
<b>AM.1</b>	AMZ.S3,5 - 4 - AMZ.S5,5 - 6,5	AMZ.P0-1 - AMZ.P2-3	AMZ.D0-1 - AMZ.D2-3	AMZ.X10-15 - AMZ.X20-25 - AMZ.X30-40	-	AM.D	16	775
<b>AM.2</b>	AMZ.S3,5 - 4 - AMZ.S5,5 - 6,5	AMZ.P1-2	AMZ.D1-2	-	-	AM.D	5	350
<b>AM.3</b>	AMZ.S3,5 - 4 - AMZ.S5,5 - 6,5	AMZ.P1-3	-	AMZ.X10-15 - AMZ.X20-25 - AMZ.X30-40	-	AM.D	7	450
<b>AM.4</b>	AMZ.S3,5 - 4 - AMZ.S5,5 - 6,5	-	-	-	AMZ.XRP10-15 - AMZ.XRP10-15 - AMZ.XRP27-30	AM.D	6	350

## AMZ - Reversible blades



- 1/4" hexagonal reversible blade.
- Length: 175 mm.
- Handle out length: 125 mm.
- Finish: chromed.

	Content set	ΔΔ [g]
<b>AMZ.S3,5-4</b>	Slotted-head: 0,6 x 3,5 - 0,8 x 4	40
<b>AMZ.S5,5-6,5</b>	Slotted-head: 1,0 x 5,5 - 1,2 x 6,5	40
<b>AMZ.P0-1</b>	PH0 - PH1	40
<b>AMZ.P2-3</b>	PH2 - PH3	40
<b>AMZ.P1-2</b>	PH1 - PH2	40
<b>AMZ.D0-1</b>	PZ0 - PZ1	40
<b>AMZ.D2-3</b>	PZ2 - PZ3	40
<b>AMZ.D1-2</b>	PZ1 - PZ2	40
<b>AMZ.H2,5</b>	6-point : 2,5	40
<b>AMZ.H3</b>	6-point : 3,0	40
<b>AMZ.H4</b>	6-point : 4,0	40
<b>AMZ.H5</b>	6-point : 5,0	40
<b>AMZ.H6</b>	6-point : 6,0	40
<b>AMZ.X8-9</b>	T8 - T9	40
<b>AMZ.X10-15</b>	T10 - T15	40
<b>AMZ.X20-25</b>	T20 - T25	40
<b>AMZ.X30-40</b>	T30 - T40	40
<b>AMZ.XRP10-15</b>	IPR TT+ 10-15	40
<b>AMZ.XRP20-25</b>	IPR TT+ 20-25	40
<b>AMZ.XRP27-30</b>	IPR TT+ 27-30	40
<b>AMZ.E</b>	Bit holder 6-point 1/4"	40

## ACL.2 PROTWIST® ratchet blade holder handle



- High quality 45-teeth ratchet = fast screwing, accuracy, strength and longevity.
- 3-position bush: screwing, unscrewing and locking.
- Storage handle to store the additional eight bits (not supplied).
- Cap can be used as mini bit holder for use in confined spaces.
- Partially hollow handle to store more bits or screws.
- Bi-material ergonomic handle for comfortable and reliable screwing.
- Very low blade return torque.
- Hexagonal - 1/4" drive.

## AM.D PROTWIST® reversible blade holder handle




- Bi-material ergonomic handle for comfortable and reliable screwing.
- Hexagonal - 1/4" drive.
- Length: 133 mm.
- Diameter: 35 mm.
- Weight: 100 g.

## AMR "Radio" model multiblade screwdrivers

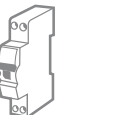
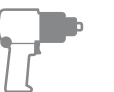


- Length with blade: 105 mm.
- Supplied with 3 blades for slotted-head screws, diam. 1.5 - 2 - 2.5 mm, stored in the handle.
- Finish: polished chromed.
- Weight: 14 g.

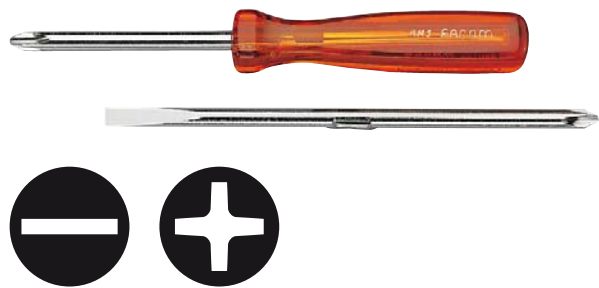
## AMJ "Junior" model multiblade screwdrivers



- Length with blade: 150 mm.
- Supplied with 3 blades for slotted-head screws, diam. 3.5 - 4 - 5.5 mm, stored in the handle.
- Finish: polished chromed.
- Weight: 57 g.



## AMS "Standard" model multiblade screwdrivers



- Length with blade: 165 mm.
- Supplied in roll, with 2 reversible blades:
  - Slotted head screws, diam. 5.5 mm and Phillips® no.1.
  - Slotted head screws, diam. 6.5 mm and Phillips® no.2.
- Finish: polished chromed.
- Weight: 101 g.

## Bit-holding screwdrivers

### RATCHET BIT DRIVERS

#### Ergonomic bi-material Protwist® grip

- Comfort of use.

#### Storage compartment

- Partly hollow handle for storing additional bits or screws.

#### High quality

- 45 tooth mechanism, 3 positions, low return torque.

#### Chrome finished blade 100 mm

- Resistance to corrosion and access.
- Knurled zone for fast blade screwing.

#### Powerful magnetic adaptor

- Holds the bit and screw.

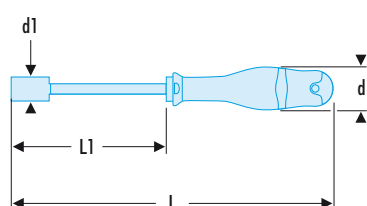


## PROTWIST® ratchet blade holder screwdriver + 15 bits

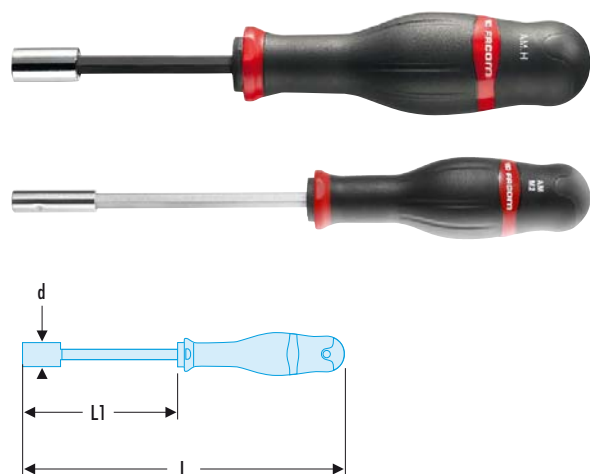


- High quality 45-teeth ratchet = fast screwing, accuracy, strength and longevity.
- 3-position bush: screwing, unscrewing and locking (hand selection).
- Storage cap for charger.
- Cap can be used as mini bit holder for use in confined spaces.
- Partially hollow handle to store more bits or screws.
- bi-material ergonomic handle for comfortable and reliable screwing.
- Very low blade return torque.
- Powerful magnetic adaptor allowing the magnet to hold the bit and screw.
- Magnetised central storage of chargers serves as additional mini bit holder.
- Including 2 chargers:
  - 1 charger containing 7 screw bits + 1 separate: for slotted head screw 4 - 6.5; Phillips® screws PH.1 - PH.2; Pozidriv® screws PZ.1 - PZ.2; hollow hex screws 4 - 6).
  - 1 transparent charger containing 7 Resistorx bits EXR.110 - EXR.115 - EXR.120 - EXR.125 - EXR.127 - EXR.130 - EXR.140.

	d [mm]	d1 [mm]	L [mm]	L1 [mm]
<b>ACL.1A</b>	34	10	225	120



### AM - PROTWIST® bit holder screwdriver



- Bi-material ergonomic handle for comfortable and reliable screwing.
- AM.H: Snap-ring model.
- AM.M1: Short magnetic model.
- AM.M2: Long magnetic model.

➤	d [mm]	L [mm]	L1 [mm]	ΔΔ [g]
<b>AM.H</b>	11	180	75	80
<b>AM.M1</b>	10	180	63	120
<b>AM.M2</b>	10	245	125	150

### AAM.PE Automatic screwdriver with hex 1/4" bit holder



- For long thread screws, reduces screwing and unscrewing times by one third.
- Fast chuck for screwing bits series 1: 1/4" (6.35 mm).
- Ratchet with 3 positions: screwing, unscrewing, locking.
- Bush locking the helical shaft in the retracted position.
- Length: open, 305 mm; closed, 230 mm.
- Finish: polished chromed.
- Weight: 345 g.

## Voltage-tester screwdrivers

### AV.BT - Very low voltage detector screwdrivers



- For very low voltage.
- 2 models:
  - AV.BT1: Standard model.
  - AV.BT2: Model with clasp.
- Supplied with 50 cm wire with plug and alligator clip.

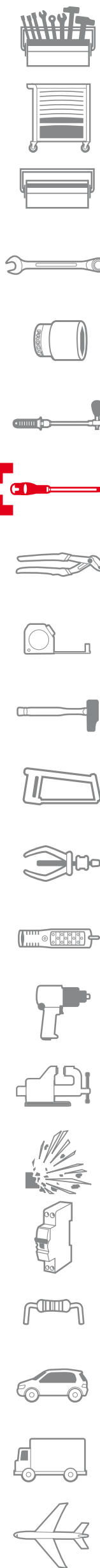
➤	d [mm]	L [mm]	Blade Length [mm]	Voltage\Volt	ΔΔ [g]
<b>AV.BT1</b>	4	196	104	6 - 24	53
<b>AV.BT2</b>	3	138	53	6 - 24	27

### AV.HT - Low voltage detector screwdrivers



- AV.HT1B: Standard model.
- AV.HT2B: Model with clasp.

➤	d [mm]	L [mm]	Blade Length [mm]	Voltage\Volt	ΔΔ [g]
<b>AV.HT1B</b>	3,5	190	100	90 - 480	45
<b>AV.HT2B</b>	3,0	140	62	110 - 250	20



## Magnetiser - Demagnetiser

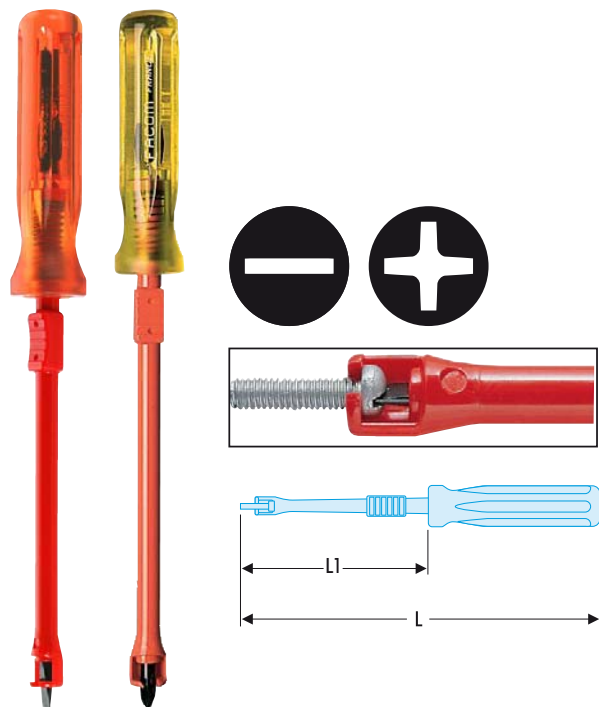
### 837 Magnetiser - Demagnetiser



- Magnetiser the screwdriver to hold the screw in place.
  - Demagnetises the screwdriver after use.
- Weight: 73 g.

## Screw holder

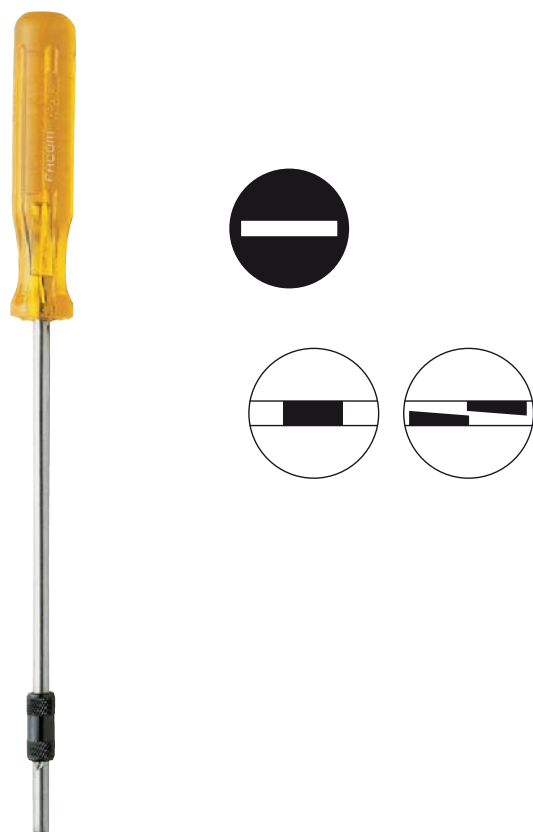
### AFR - AFP - Screw holder screwdrivers



- For slotted and Phillips® head.
- Screw holder and screwing with the same tool.
- The guide is moved with the thumb, the spring holds the screw on the blade.


➤	A [mm]	E [mm]	Phillips [No]	L [mm]	L1 [mm]	ΔΔ [g]
<b>AFR.3X100</b>	3	0,5	-	190	100	37
<b>AFR.4X125</b>	4	0,6	-	225	125	64
<b>AFR.5X150</b>	5	0,7	-	260	150	95
<b>AFP.1</b>	-	-	PH1	260	150	96
<b>AFP.2</b>	-	-	PH2	285	175	118

### AF Screw holder screwdrivers for slotted-head screws



- For slotted head screws 0.5 --> 1.5 mm.
  - Sliding bush to lock the two angle half-blades in the screw slotted head.
  - Screwdriver required for subsequent tightening or loosening.
  - Blade length: 150 mm.
  - Total length: 240 mm.
- Weight: 56 g.

### AFU - Screw holder for slotted-head screws



- Bush rotation secures the blade in the screw slotted head.
- Finely knurled steel handle.
- AFU.2 is fitted with a magnet at the end of the handle.

➤	A [mm]	E [mm]	L [mm]	ΔΔ [g]
<b>AFU.0</b>	3,8	0,5	135	18
<b>AFU.1</b>	7,0	0,8	130	18
<b>AFU.2</b>	7,0	0,8	300	31

### AFUX - Screw holder for Phillips® screws



- Bush rotation secures the blade in the screw head.
- Finely knurled steel handle.
- AFUX.2 is fitted with a magnet at the end of the handle.

➤	Phillips [No]	L [mm]	ΔΔ [g]
<b>AFUX.1</b>	PH1	130	23
<b>AFUX.2</b>	PH2	235	39

## Angled screwdrivers

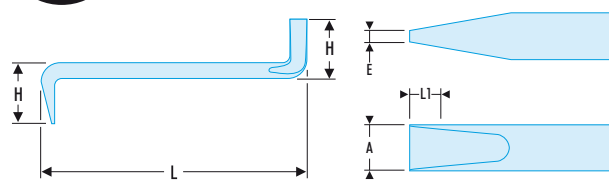
### ARZ - AKZ - Angled screwdrivers - for slotted-head screws



#### DIN 5000

- ARZ round blade.
- AKZ square blade.
- Two ends in two planes at 90°.
- Operating by quarter turn flip.
- Finish: burnt.

➤	A [mm]	E [mm]	L [mm]	L1 [mm]	H [mm]	ΔΔ [g]
<b>ARZ.4</b>	4,0	0,8	86	0,5	13,0	10
<b>ARZ.5,5</b>	5,5	1,0	95	0,6	14,0	19
<b>ARZ.6,5</b>	6,5	1,2	110	0,7	16,0	31
<b>AKZ.6</b>	8,0	1,2	123	0,7	17,5	38
<b>AKZ.8</b>	10,0	1,6	175	1,0	20,0	92



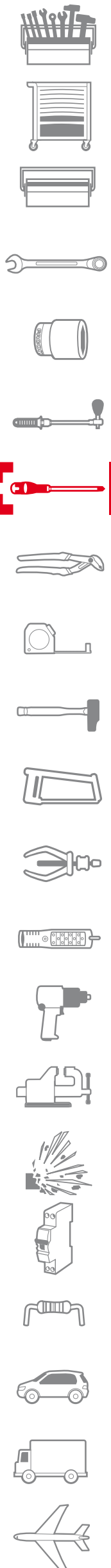

### APZ - Angled screwdrivers - for Phillips® screws



#### DIN 5008

- A different head at each end.
- For use in confined space.
- Finish: chromed.

➤	Phillips [No]	L [mm]	H [mm]	ΔΔ [g]
<b>APZ.A</b>	PH0 - PH1	86	18	17
<b>APZ.B</b>	PH1 - PH2	142	20	40
<b>APZ.C</b>	PH3 - PH4	205	22	138



## Wallet of keys

### FACOM KEYS

#### Strong and durable:

- Silicon alloy, for strength and wear resistance.

#### Guaranteed safe:

- Precise, constant heat treatment controls the hardness of the key, to ensure that, if overloaded, it will fail by twisting before breaking cleanly and without splintering.

#### Perfect fit in the screw:

- Keys cut, not sheared, to give a clean, regular face.

#### A comprehensive range

- Hexagon keys available in three lengths, with standard and spherical heads (series 82 and 83).
- Torx® and Resistorx® keys (series 89).
- Special pattern keys: XZN®, groove sockets and Bristol (series 80, 81 and 85).
- Hexagonal tee-handle keys (series 84 TC).
- Hexagonal and Torx® tee-handled nut spinners (series 84TZ and 89TX).
- Protwist® hexagonal and spherical head nut spinners (series AWHH and AWSH).

#### ... and tool holders to suit every need.

- JP sleeve sets of hexagonal and Torx® keys.
- Multi-blade hexagonal and Torx® drivers.
- Ring, wallet or module sets.



### “EASY LOCK SYSTEM” sleeve

#### Full access to each key

- Access to each key regardless of the position of the others.
- Easy tool storage and selection.
- Flat sleeve-case, hinged flap.

#### Constant key holding over time




- Positive key locking even when sleeve worn.
- No risk of losing keys.

#### Convenient hanging hole

- Offset position of the fastening hole.

#### Strong and durable

- Elastomer chosen for its wear resistance, good durability and its resistance to chemicals and weather variations.



## JP - Set of hexagon keys in wallet



- Keys are packaged in a compact wallet for easy selection of the dimension required.
  - Sets available in 4 types of keys:
    - 82H: Short keys.
    - 83H: Long keys.
    - 83SH: Spherical head long keys.
    - 83S.L: Spherical head extra-long keys.
- JP = metric key sets  
JPU = inch key sets.

	6-point [mm]	Wrench	ΔΔ [g]
<b>82H.JP9A</b>	1,5 - 2,0 - 2,5 - 3,0 - 4,0 - 5,0 - 6,0 - 8,0 - 10,0	82H	260
<b>82H.JP8AU</b>	3/32 - 1/8 - 5/32 - 3/16 - 7/32 - 1/4 - 5/16 - 3/8	82H	235
<b>83H.JP9A</b>	1,5 - 2,0 - 2,5 - 3,0 - 4,0 - 5,0 - 6,0 - 8,0 - 10,0	83H	350
<b>83SH.JP7</b>	1,5 - 2 - 2,5 - 3 - 4 - 5 - 6	83SH	290
<b>83SH.JP9A</b>	1,5 - 2,0 - 2,5 - 3,0 - 4,0 - 5,0 - 6,0 - 8,0 - 10	83SH	380
<b>83SH.JPA</b>	1,5 - 2,0 - 2,5 - 3,0 - 4,0 - 5,0 - 6,0 - 8,0	83SH	270
<b>83SH.JPAA</b>	1,5 - 2,0 - 2,5 - 3,0 - 4,0 - 5,0 - 6,0 - 8,0	83SH	270
<b>83SH.JP6U</b>	3/32 - 1/8 - 5/32 - 3/16 - 7/32 - 1/4	83SH	300
<b>83SH.JP8AU</b>	3/32 - 1/8 - 5/32 - 3/16 - 7/32 - 1/4 - 5/16 - 3/8	83SH	365
<b>83S.JP9AL</b>	1,5 - 2,0 - 2,5 - 3,0 - 4,0 - 5,0 - 6,0 - 8,0 - 10,0	83S.L	350

## 83R.JP6 Set of 6 keys for 6-point safety screws



- Keys are packaged in a compact wallet for easy selection of the dimension required.
  - The wallet contains the dimensions: 2 - 2.5 - 3 - 4 - 5 - 6 mm.
- Weight: 350 g.

## 89.JP - Set of Torx® keys in wallet



- Compliant with Torx® and Resistorx® specifications.
- Keys are packaged in a compact wallet for easy selection of the dimension required.
- Sets available in 4 types of keys:
  - 89: Torx® keys.
  - 89L: Long Torx® keys.
  - 89R: Resistorx® keys.
  - 89S: Long - spherical heads.

	Torx [No]	Wrench	ΔΔ [g]
<b>89.JP6</b>	T10 - T15 - T20 - T25 - T30 - T40	89	230
<b>89.JP8A</b>	T10 - T15 - T20 - T25 - T27 - T30 - T40 - T45	89	330
<b>89.JP8AL</b>	T10 - T15 - T20 - T25 - T27 - T30 - T40 - T45	89L	360
<b>89R.JP6</b>	T10 - T15 - T20 - T25 - T30 - T40	89R	220
<b>89S.JP8A</b>	T10 - T15 - T20 - T25 - T27 - T30 - T40 - T45	89S	260





## Sleeve-sets of keys

### MULTI-BLADE HANDLE

#### POWERFUL AND ERGONOMIC

##### 90° stop

Provides positive leverage for safe and powerful rotation.

##### Blade at 180°.

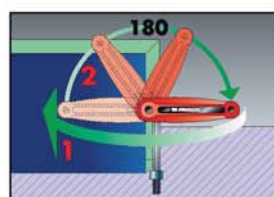
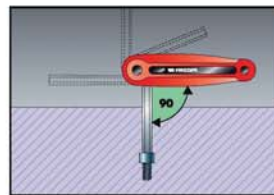
For fast pre-tightening in "screwdriver" position.

##### Holder swings 180°.

For fast re-positioning without removing the blade from the fastener.

##### Composite construction

- Metal frame for 30 % more strength.
- Resin side pieces for comfortable handling.
- For hexagon and Torx® keys.



#### 86H - Hexagon keys on sleeve



- Very compact sleeve.
- Positive grip.
- Keys on 90° end stop for tightening.
- Keys in silicon steel issued from series 82H.
- Finish: phosphate-coated.

86H	Hexagon [mm]	Hexagon [°]	d [mm]	d1 [mm]	L [mm]	L1 [mm]	ΔΔ [g]
<b>86H.JE7A</b>	2,5 - 3,0 - 4,0 - 5,0 - 6,0 - 8,0 - 10,0	-	30	24	138	32	405
<b>86H.JE7B</b>	1,5 - 2,0 - 2,5 - 3,0 - 4,0 - 5,0 - 6,0	-	22	18	118	28	147
<b>86H.JU6</b>	-	-	30	24	138	32	420
<b>86H.JU7</b>	-	-	22	18	118	28	142

#### 89JM - Hexagon Torx® keys on sleeve



- Compliant with Torx® and Resistorx® specifications.
- Highly compact sleeve, positive grip.
- 89A.JM8: Torx® (T).
- 89R.JM8: Resistorx® (TT).

89JM	Torx [No]	d [mm]	d1 [mm]	L [mm]	L1 [mm]	H [mm]	ΔΔ [g]
<b>89A.JM8</b>	T8 - 10 - 15 - 20 - 25 - 27 - 30 - 40	30	24	138	32	34 x 83,5	170
<b>89R.JM8</b>	TT8 - 10 - 15 - 20 - 25 - 27 - 30 - 40	30	24	138	32	37 x 88,5	160

Key ringsets

87H - Long hexagon key ringsets



NF ISO 2936, ISO 2936, DIN ISO 2936, ASME B18.3.2M

- Keys from series 83H.
- Silicon steel.
- Finish: phosphate-coated.

	⌀ [mm]	ΔΔ [g]
<b>87HL.JE8</b>	1,5 - 2,0 - 2,5 - 3,0 - 4,0 - 5,0 - 6,0 - 8,0	150
<b>87HL.JU8</b>	5/64 - 3/32 - 1/8 - 5/32 - 3/16 - 7/32 - 1/4 - 5/16	175

87H - Short hexagon key ringsets



NF ISO 2936, ISO 2936, DIN ISO 2936, ASME B18.3.2M

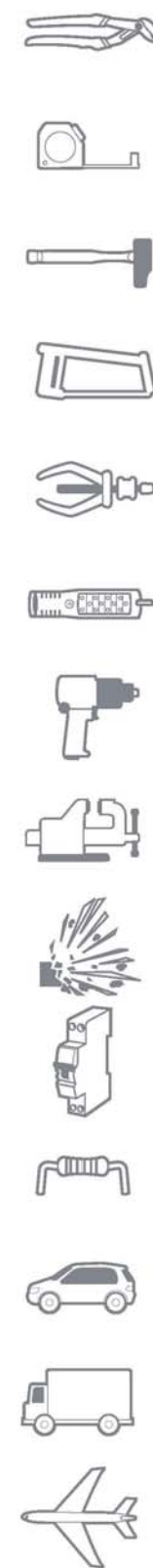
- Keys from series 82H.
- Silicon steel.
- Finish: phosphate-coated.

	⌀ [mm]	⌀ ["]	ΔΔ [g]
<b>87H.JE8</b>	1,5 - 2,0 - 2,5 - 3,0 - 4,0 - 5,0 - 6,0 - 8,0	-	150
<b>87H.JU8</b>	-	5/64 - 3/32 - 1/8 - 5/32 - 3/16 - 7/32 - 1/4 - 5/16	175

89.JA8 Torx® key ringsets



- Compliant with Torx® specifications.
  - Includes the 8 Torx® keys no.: T8 - T10 - T15 - T20 - T25 - T27 - T30 - T40.
- Weight: 107 g.



## Key sets in bag

### ▣ JL - JU - Set of hexagon keys in roll



- 82H: Short keys.
  - 83H: Long keys.
  - 83SH: Spherical head long keys.
- JL = metric key sets.  
JU = inch key sets.

➤	⌀ [mm]	⌀ ["]	Wrench	ΔΔ [g]
<b>82H.JE10</b>	0,9 - 1,5 - 2,0 - 2,5 - 3,0 - 3,5 - 4,0 - 4,5 - 5,0 - 6,0	-	82H	122,000
<b>82H.JL10</b>	2,0 - 2,5 - 3,0 - 4,0 - 5,0 - 6,0 - 7,0 - 8,0 - 9,0 - 10,0	-	82H	433,000
<b>82H.JL12</b>	1,5 - 2,0 - 2,5 - 3,0 - 4,0 - 5,0 - 6,0 - 7,0 - 8,0 - 9,0 - 10,0 - 12,0	-	82H	600,000
<b>82H.JL13</b>	3 - 4 - 5 - 6 - 7 - 8 - 9 - 10 - 11 - 12 - 14 - 17 - 19	-	82H	2220,000
<b>82H.JU7</b>	-	0,028 - 0,035 - 0,050 - 3/64 - 1/16 - 5/64 - 3/32	82H	0,151
<b>82H.JU10</b>	-	1/16 - 5/64 - 3/32 - 1/8 - 3/32 - 3/16 - 7/32 - 1/4 - 5/16 - 3/8	82H	433,000
<b>82H.JU13</b>	-	3/32 - 1/8 - 5/32 - 3/16 - 7/32 - 1/4 - 5/16 - 3/8 - 7/16 - 1/2 - 9/16 - 5/8 - 3/4	82H	2080,000
<b>83H.JL10</b>	2,0 - 2,5 - 3,0 - 4,0 - 5,0 - 6,0 - 7,0 - 8,0 - 9,0 - 10,0	-	83H	585,000
<b>83H.JL12</b>	1,5 - 2 - 2,5 - 3 - 4 - 5 - 6 - 7 - 8 - 9 - 10 - 12	-	83H	810,000
<b>83H.JL13</b>	3 - 4 - 5 - 6 - 7 - 8 - 9 - 10 - 11 - 12 - 14 - 17 - 19	-	83H	3040,000
<b>83H.JU10</b>	-	1/16 - 5/64 - 3/32 - 1/8 - 5/32 - 3/16 - 7/32 - 1/4 - 5/16 - 3/8	83H	440,000
<b>83SH.JL10</b>	2,0 - 2,5 - 3,0 - 4,0 - 5,0 - 6,0 - 7,0 - 8,0 - 9,0 - 10,0	-	83SH	585,000
<b>83SH.JL12</b>	1,5 - 2,0 - 2,5 - 3,0 - 4,0 - 5,0 - 6,0 - 7,0 - 8,0 - 9,0 - 10,0 - 12,0	-	83SH	810,000
<b>83SH.JU8</b>	-	3/32 - 1/8 - 5/32 - 3/16 - 7/32 - 1/4 - 5/16 - 3/8	83SH	435,000

### ▣ 89.JL - Set of Torx® keys in roll

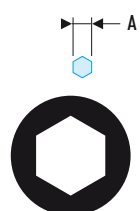



- Compliant with Torx® specifications.

➤	Torx [No]	Wrench	ΔΔ [g]
<b>89.JL8</b>	8 - 10 - 15 - 20 - 25 - 27 - 30 - 40	89	110
<b>89.JL12</b>	7 - 8 - 9 - 10 - 15 - 20 - 25 - 27 - 30 - 40 - 45 - 50	89	271

### Hexagon keys

#### 83SH - Long metric keys - spherical head


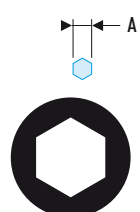
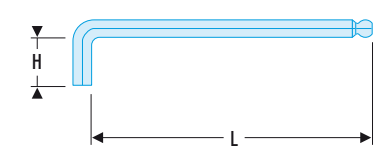


NF ISO 2936, ISO 2936, DIN ISO 2936, ASME B18.3.2M

- Manufactured in silicon steel.
- The spherical head allows to handle screws with a tilt angle up to 30°.
- Finish: phosphate-coated.

➤	A [mm]	L [mm]	H [mm]	ΔΔ [g]
<b>83SH.1,5</b>	1,5	62	14	1
<b>83SH.2</b>	2,0	75	16	2
<b>83SH.2,5</b>	2,5	85	18	4
<b>83SH.3</b>	3,0	90	20	7
<b>83SH.4</b>	4,0	100	25	15
<b>83SH.5</b>	5,0	115	28	24
<b>83SH.6</b>	6,0	135	32	42
<b>83SH.7</b>	7,0	140	34	57
<b>83SH.8</b>	8,0	150	36	80
<b>83SH.9</b>	9,0	160	38	110
<b>83SH.10</b>	10,0	170	40	140
<b>83SH.12</b>	12,0	190	45	225

#### 83SH - Long inch keys - spherical head

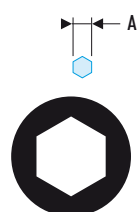



ASME B18.3

- Manufactured in silicon steel.
- The spherical head allows to handle screws with a tilt angle up to 30°.
- Finish: phosphate-coated.

➤	A ["]	L [mm]	H [mm]	ΔΔ [g]
<b>83SH.3/32</b>	3/32	85	17	4
<b>83SH.1/8</b>	1/8	90	20	7
<b>83SH.5/32</b>	5/32	100	25	13
<b>83SH.3/16</b>	3/16	115	28	22
<b>83SH.7/32</b>	7/32	135	32	34
<b>83SH.5/16</b>	5/16	150	36	80
<b>83SH.3/8</b>	3/8	170	38	128

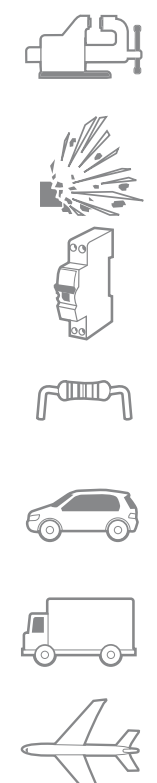
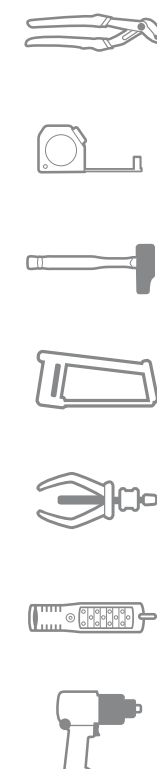
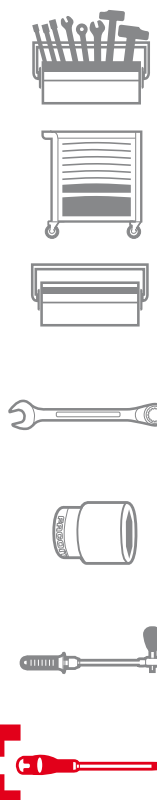
#### 83S.L - Extra long keys - spherical head



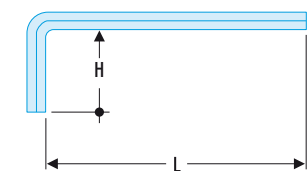
NF ISO 2936, ISO 2936, DIN ISO 2936, ASME B18.3.2M

- Higher lengths: more lever, higher power, improved line access.
- Finish: phosphate-coated.

➤	A [mm]	L [mm]	H [mm]	ΔΔ [g]
<b>83S.2L</b>	2,0	100	16	4
<b>83S.2,5L</b>	2,5	111	18	6
<b>83S.3L</b>	3,0	124	20	10
<b>83S.4L</b>	4,0	138	25	20
<b>83S.5L</b>	5,0	159	28	36
<b>83S.6L</b>	6,0	179	32	58
<b>83S.8L</b>	8,0	198	36	115
<b>83S.10L</b>	10,0	221	40	200



## 83H - Long metric keys

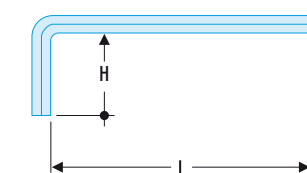


NF ISO 2936, ISO 2936, DIN ISO 2936, ASME B18.3.2M

- Manufactured in silicon steel.
- Finish: phosphate-coated.

➤	A [mm]	L [mm]	H [mm]	ΔΔ [g]
<b>83H.1,5</b>	1,5	62	14	1
<b>83H.2</b>	2,0	75	16	2
<b>83H.2,5</b>	2,5	85	18	4
<b>83H.3</b>	3,0	90	20	7
<b>83H.3,5</b>	3,5	95	25	10
<b>83H.4</b>	4,0	100	25	15
<b>83H.4,5</b>	4,5	110	26	18
<b>83H.5</b>	5,0	115	28	24
<b>83H.6</b>	6,0	135	32	42
<b>83H.7</b>	7,0	140	34	57
<b>83H.8</b>	8,0	150	36	80
<b>83H.9</b>	9,0	160	38	110
<b>83H.10</b>	10,0	170	40	140
<b>83H.11</b>	11,0	180	42	180
<b>83H.12</b>	12,0	190	45	225
<b>83H.13</b>	13,0	200	50	286
<b>83H.14</b>	14,0	215	56	361
<b>83H.15</b>	15,0	225	58	435
<b>83H.16</b>	16,0	235	60	515
<b>83H.17</b>	17,0	245	63	602
<b>83H.18</b>	18,0	255	66	713
<b>83H.19</b>	19,0	265	70	830
<b>83H.22</b>	22,0	275	80	1010
<b>83H.23</b>	23,0	285	85	1160
<b>83H.24</b>	24,0	299	90	1310
<b>83H.27</b>	27,0	315	100	1380
<b>83H.32</b>	32,0	64	125	1470

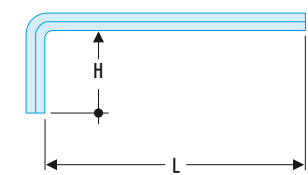
## 83H - Long inch keys



- Manufactured in silicon steel.
- Finish: phosphate-coated.

➤	A ["]	L [mm]	H [mm]	ΔΔ [g]
<b>83H.050</b>	0,50	62	14	0,80
<b>83H.3/64</b>	3/64	58	14	1,00
<b>83H.1/16</b>	1/16	62	13	2,00
<b>83H.5/64</b>	5/64	75	16	3,00
<b>83H.3/32</b>	3/32	85	17	4,00
<b>83H.7/64</b>	7/64	90	18	5,00
<b>83H.1/8</b>	1/8	90	20	7,00
<b>83H.9/64</b>	9/64	95	22	10,00
<b>83H.5/32</b>	5/32	100	25	13,00
<b>83H.3/16</b>	3/16	115	28	22,00
<b>83H.7/32</b>	7/32	135	32	34,00
<b>83H.1/4</b>	1/4	140	32	46,00
<b>83H.5/16</b>	5/16	150	36	80,00
<b>83H.3/8</b>	3/8	170	38	128,00
<b>83H.7/16</b>	7/16	180	42	186,00
<b>83H.1/2</b>	1/2	190	45	263,00
<b>83H.9/16</b>	9/16	215	56	376,00

## 82H - Short metric keys

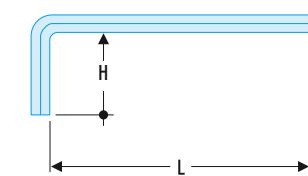


NF ISO 2936, ISO 2936, DIN ISO 2936, ASME B18.3.2M

- Manufactured in silicon steel.
- Finish: phosphate-coated.

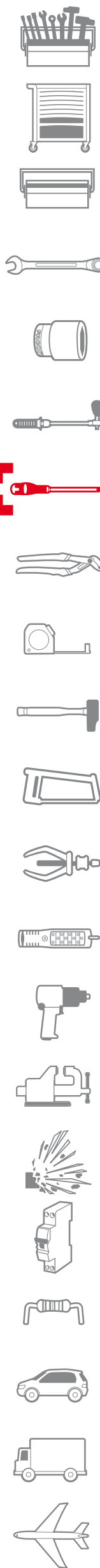
82H	A [mm]	L [mm]	H [mm]	ΔΔ [g]
82H.0,9	0,9	38	12	0,30
82H.1,3	1,3	45	13	0,70
82H.1,5	1,5	45	13	0,90
82H.2	2,0	50	16	2,00
82H.2,5	2,5	62	17	3,00
82H.3	3,0	65	20	5,00
82H.3,5	3,5	66	22	8,00
82H.4	4,0	70	25	10,00
82H.4,5	4,5	75	26	15,00
82H.5	5,0	80	28	20,00
82H.6	6,0	90	32	30,00
82H.7	7,0	95	34	45,00
82H.8	8,0	100	36	60,00
82H.9	9,0	105	38	80,00
82H.10	10,0	112	40	100,00
82H.11	11,0	118	42	130,00
82H.12	12,0	125	45	165,00
82H.13	13,0	135	50	205,00
82H.14	14,0	140	55	260,00
82H.15	15,0	150	58	310,00
82H.16	16,0	154	60	370,00
82H.17	17,0	160	63	440,00
82H.18	18,0	170	66	540,00
82H.19	19,0	180	70	640,00
82H.22	22,0	200	80	950,00
82H.23	23,0	210	85	1100,00
82H.24	24,0	224	90	1250,00
82H.27	27,0	250	100	1300,00
82H.32	32,0	315	125	1420,00

## 82H - Short inch keys



- Manufactured in silicon steel.
- Finish: phosphate-coated.

82H	A ["]	L [mm]	H [mm]	ΔΔ [g]
82H.028	0,28	33	10	0,30
82H.050	0,50	38	12	0,40
82H.3/64	3/64	38	12	0,50
82H.1/16	1/16	45	13	0,70
82H.5/64	5/64	50	16	2,00
82H.3/32	3/32	62	17	3,00
82H.7/64	7/64	60	18	4,00
82H.1/8	1/8	65	20	6,00
82H.9/64	9/64	66	22	8,00
82H.5/32	5/32	70	25	10,00
82H.3/16	3/16	80	28	16,00
82H.7/32	7/32	90	32	24,00
82H.1/4	1/4	90	32	33,00
82H.5/16	5/16	100	36	59,00
82H.3/8	3/8	112	40	90,00
82H.7/16	7/16	118	42	135,00
82H.1/2	1/2	125	45	202,00
82H.9/16	9/16	140	55	273,00
82H.5/8	5/8	160	60	383,00
82H.11/16	11/16	170	63	540,00
82H.3/4	3/4	175	70	623,00
82H.7/8	7/8	200	80	955,00
82H.1'	1'	235	90	1450,00



## Stainless steel hexagon keys

### STAINLESS STEEL KEYS



#### Stainless steel X46Cr13

- Also used for high range food grade cutlery, surgical tools, brake discs, etc.

#### Vacuum quenching

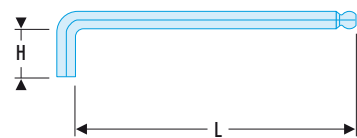
- Guarantees mechanical characteristics and resistance to corrosion.

#### Bacteriological tests passed after sterilisation in autoclave

- 20 min at 120°C, 1 bar over-pressure.



#### 83SH.ST - Stainless steel keys - hexagonal




#### NF ISO 2936, ISO 2936, DIN ISO 2936, ASME B18.3.2M

- Stainless steel Ref X46Cr13. Also used for high range food grade cutlery, surgical tools, brake discs, etc.
- Vacuum quenching guarantees mechanical characteristics and resistance to corrosion.
- Bacteriological tests conclusive after autoclave sterilisation (20 min at 120°C, overpressure 1 bar).

83SH	A [mm]	L [mm]	H [mm]	ΔΔ [g]
<b>83SH.1,5ST</b>	1,5	62	14	1
<b>83SH.2,5ST</b>	1,5	85	18	4
<b>83SH.3ST</b>	3,0	90	20	7
<b>83SH.5ST</b>	5,0	115	28	24
<b>83SH.6ST</b>	6,0	135	32	42
<b>83SH.8ST</b>	8,0	150	36	80
<b>83SH.10ST</b>	10,0	170	40	140

Set of 9 hexagonal stainless steel keys



- Stainless steel Ref X46Cr13. Also used for high range food grade cutlery, surgical tools, brake discs, etc.
- Vacuum quenching guarantees mechanical characteristics and resistance to corrosion.
- Bacteriological tests conclusive after autoclave sterilisation(20 min at 120°C, overpressure 1 bar).

➤	⌀ [mm]	Wrench	ΔΔ [g]
<b>83SHST.JP9</b>	1,5 - 2,0 - 2,5 - 3,0 - 4,0 - 5,0 - 6,0 - 8,0 - 10,0	9	365

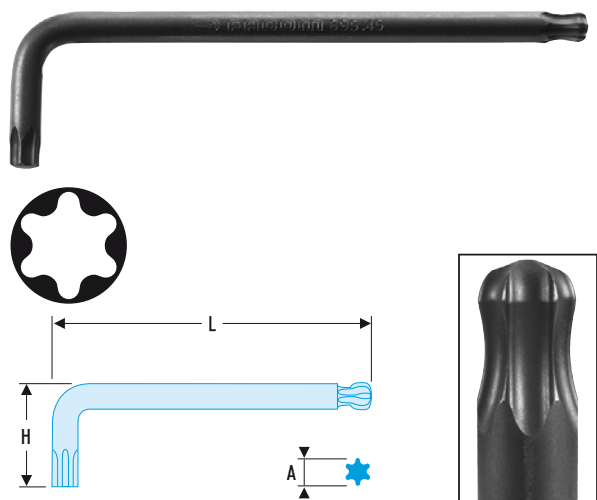
STAINLESS STEEL SCREWDRIVERS

➤ STAINLESS STEEL SCREWDRIVER RANGE AVAILABLE P. 397



Torx® hexagon keys

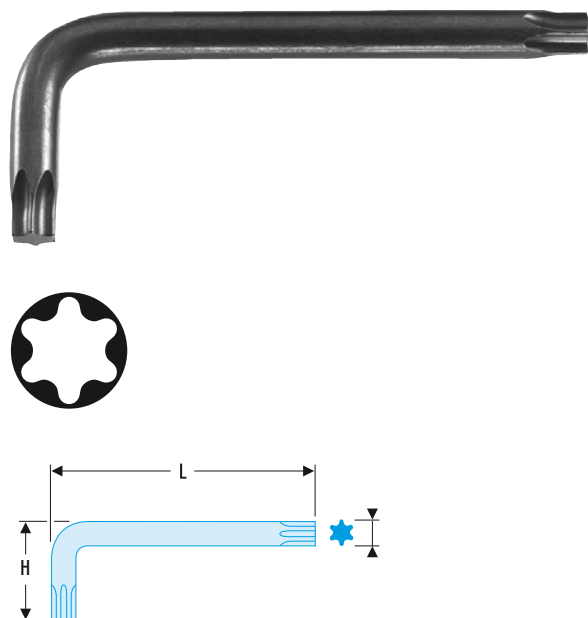
89S - Long Torx® keys - spherical head



- Compliant with Torx® specifications.
- The spherical head allows for a deflection up to 20° for use in confined spaces.
- Finish: burnt.

➤	A [mm]	Torx [No]	L [mm]	H [mm]	ΔΔ [g]
<b>89S.15</b>	3,26	T15	121	48	8
<b>89S.20</b>	3,84	T20	54	20	10
<b>89S.25</b>	4,40	T25	57	21	18
<b>89S.27</b>	4,96	T27	61	24	23
<b>89S.30</b>	5,49	T30	65	25	30
<b>89S.40</b>	6,60	T40	76	30	45
<b>89S.45</b>	7,70	T45	83	33	63

89 - Short Torx® keys



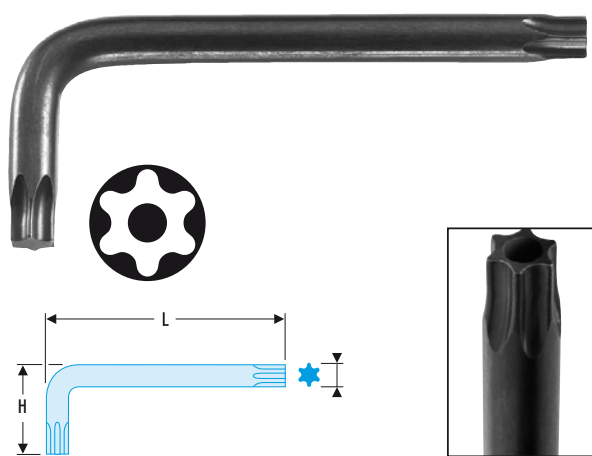
- Compliant with Torx® specifications.
- Finish: burnt.

➤	A [mm]	Torx [No]	L [mm]	H [mm]	ΔΔ [g]
<b>89.6</b>	1,65	T6	51,0	18,0	3
<b>89.7</b>	1,97	T7	51,5	18,0	3
<b>89.8</b>	2,30	T8	51,5	18,0	3
<b>89.9</b>	2,48	T9	51,5	19,5	4
<b>89.10</b>	2,72	T10	53,0	19,5	4
<b>89.15</b>	3,26	T15	57,0	21,5	6
<b>89.20</b>	3,84	T20	61,0	24,0	8
<b>89.25</b>	4,40	T25	63,5	25,5	11
<b>89.27</b>	4,96	T27	67,5	27,0	16
<b>89.30</b>	5,49	T30	76,0	30,0	20
<b>89.40</b>	6,60	T40	83,5	34,0	31
<b>89.45</b>	7,70	T45	88,5	37,0	43
<b>89.50</b>	8,79	T50	106,0	41,0	62
<b>89.55</b>	11,17	T55	121,0	48,0	70





## 89R - Short Resistorx® keys



- Compliant with Resistorx® specifications.
- For security screws.
- Finish: burnt.

➤	A [mm]	Torx [No]	L [mm]	H [mm]	ΔΔ [g]
<b>89R.10</b>	2,72	T10	54	20	4
<b>89R.15</b>	3,26	T15	57	21	6
<b>89R.20</b>	3,84	T20	61	24	8
<b>89R.25</b>	4,40	T25	65	25	11
<b>89R.30</b>	5,49	T30	76	30	20
<b>89R.40</b>	6,60	T40	83	33	31

## Spinner keys - T spinner keys

### NUT SPINNERS

#### Natural grip


- Excellent torque transmission.
- Ergonomic handle grip. Easier pre-tightening.

#### Long-lasting performance

- Soft polyurethane zone, resistance to abrasion and corrosive liquids.
- Impact-resistant polyamide core.



➤ For the complete range, see **WRENCHES** section p. 211

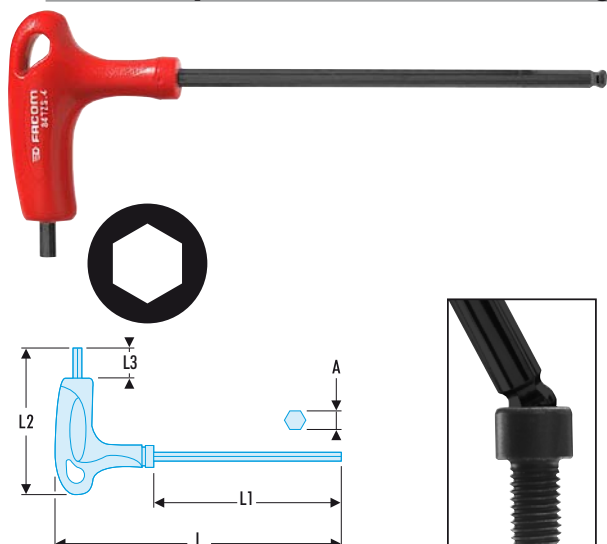


## MOD.84TZS Set of 7 "T" spherical head hexagon keys



- 84TZ.3 mm.
  - 84TZS.4 - 5 - 6 - 7 - 8 - 10 mm.
  - Thermoformed module PL329.
- Weight: 996 g.

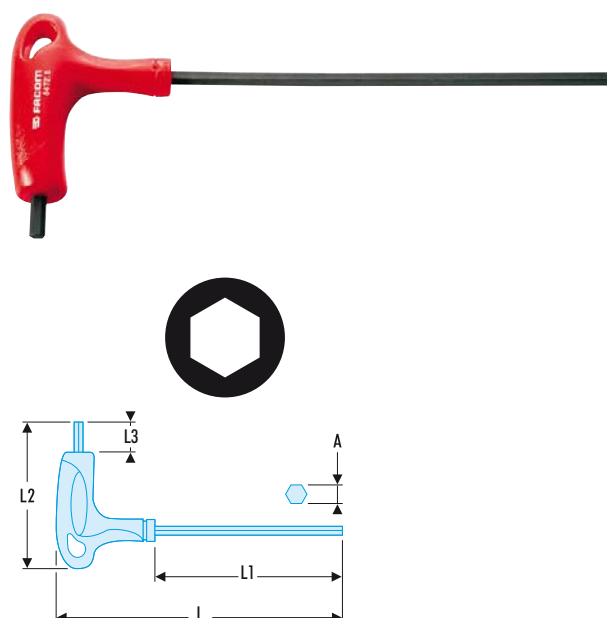
## 84TZS - Spherical head metric hexagon keys



- Ergonomic T handle for efficient use of the two ends of the key.
- The spherical head allows for screwing with a tilt angle up to 30°. Use the short hexagon key for tightening.
- Silicon steel.
- Finish: polished, phosphate-coated.

➤	A [mm]	L [mm]	L1 [mm]	L2 [mm]	L3 [mm]	ΔΔ [g]
<b>84TZS.4</b>	4	183	130	77	12	58
<b>84TZS.5</b>	5	183	130	77	12	70
<b>84TZS.6</b>	6	240	175	95	15	112
<b>84TZS.7</b>	7	240	175	95	15	120
<b>84TZS.8</b>	8	240	175	95	15	125
<b>84TZS.10</b>	10	240	175	95	15	192

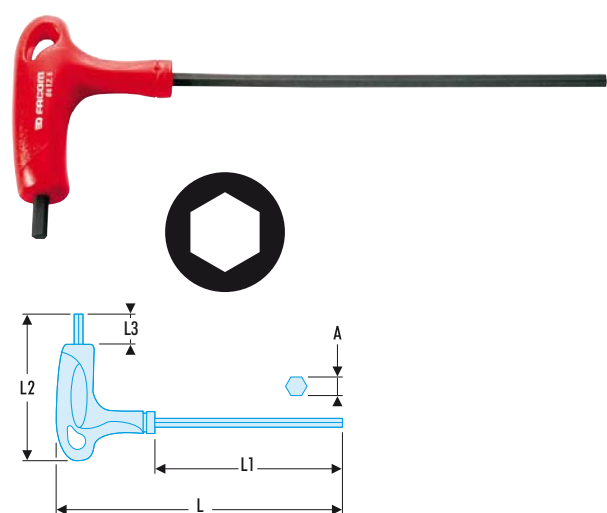
## 84TZ - Metric hexagon keys



- Ergonomic T handle for efficient use of the two ends of the key.
- Silicon steel.
- Finish: polished, phosphate-coated.

➤	A [mm]	A ["]	L [mm]	L1 [mm]	L2 [mm]	L3 [mm]	ΔΔ [g]
<b>84TZ.2,5</b>	2,5	-	133	90	63	11	9
<b>84TZ.3</b>	3,0	-	133	90	63	11	12
<b>84TZ.4</b>	4,0	-	183	130	77	12	58
<b>84TZ.5</b>	5,0	-	183	130	77	12	70
<b>84TZ.6</b>	6,0	-	240	175	95	15	112
<b>84TZ.8</b>	8,0	-	240	175	95	15	125
<b>84TZ.10</b>	10,0	-	240	175	95	15	192

## 84TZ - Inch hexagon keys



- Ergonomic T handle for efficient use of the two ends of the key.
- The spherical head allows for screwing with a tilt angle up to 30°. Use the short hexagon key for tightening.
- Silicon steel.
- Finish: polished, phosphate-coated.

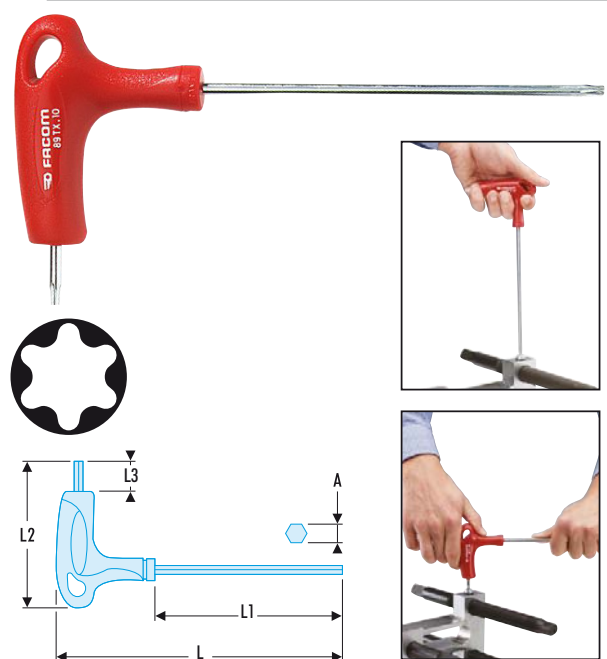
➤	A [mm]	A ["]	L [mm]	L1 [mm]	L2 [mm]	L3 [mm]	ΔΔ [g]
<b>84TZ.5/32</b>	-	5/32	183	130	77	12	58
<b>84TZ.3/16</b>	-	3/16	183	130	77	12	65
<b>84TZ.7/32</b>	-	7/32	240	175	95	15	80
<b>84TZ.1/4</b>	-	1/4	240	175	95	15	115
<b>84TZ.5/16</b>	-	5/16	240	175	95	15	125
<b>84TZ.3/8</b>	-	3/8	240	175	95	15	180

## MOD.89TX Set of 7 "T" spherical head TORX® hexagon keys



- Including:
- 89TX.10 - 15 - 20 - 25 - 27 - 30 - 40.
  - Thermoformed module PL328.
- Weight: 648 g.

## 89TX - Torx® spinners



- Ergonomic handle for efficient use of the two ends of the key.
- Finish: chromed shot-blasted.

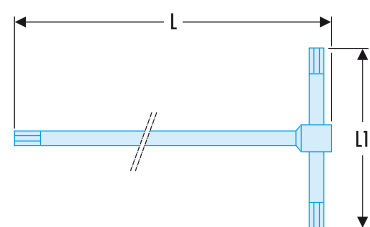
➤	A [mm]	Torx [No]	L [mm]	L1 [mm]	L2 [mm]	L3 [mm]	ΔΔ [g]
<b>89TX.6</b>	1,65	T6	133	90	63	11	7
<b>89TX.7</b>	1,97	T7	133	90	63	11	8
<b>89TX.8</b>	2,30	T8	133	90	63	11	9
<b>89TX.9</b>	2,48	T9	133	90	63	11	10
<b>89TX.10</b>	2,72	T10	133	90	63	12	12
<b>89TX.15</b>	3,26	T15	133	130	77	12	15
<b>89TX.20</b>	3,84	T20	183	130	77	12	40
<b>89TX.25</b>	4,40	T25	183	130	77	15	55
<b>89TX.27</b>	4,96	T27	183	175	95	15	60
<b>89TX.30</b>	5,49	T30	240	175	95	15	90
<b>89TX.40</b>	6,60	T40	240	175	95	15	105
<b>89TX.45</b>	7,77	T45	240	175	95	15	125
<b>89TX.50</b>	8,79	T50	240	175	95	15	170

## 84TC.JE5 Set of 5 "T" spinner hexagon keys



- Including the wrenches 84TC.3 - 4 - 5 - 6 - 8 mm.
- Weight: 519 g.

## 84TC - Metric hexagon keys



- Hexagon profile at the 3 ends.
- Finish: chromed, burnt ends.

84TC	Ø [mm]	L [mm]	L1 [mm]	ΔΔ [g]
84TC.2	2,0	125	62,5	22
84TC.2,5	2,5	125	62,5	22
84TC.3	3,0	150	75,0	26
84TC.4	4,0	180	90,0	63
84TC.5	5,0	210	105,0	100
84TC.6	6,0	210	105,0	145
84TC.8	8,0	250	125,0	220
84TC.10	10,0	300	150,0	440
84TC.12	12,0	320	160,0	645
84TC.14	14,0	340	170,0	680

## "T" SOCKET WRENCH WITH SLIDE BAR

**6-point fast "T" keys.  
Approach twice faster  
than a standard wrench!  
=  
incredible work ergonomics.**

### Usage:




- Hold the tube.
- Launch the wrench.
- The wrench is guided properly and turns much faster than when holding it between the fingers: "rolling effect".

### Access:

- The long-reaching body provides better access than with a traditional 6-point wrench.
- Easy access to screws requiring depth.

### Powerful tightening/loosening:

- 6-point key at the 3 ends: for a "lever arm" effect.



**84TCS.J4** Set of 4 fast "T" spinner hexagon keys



- Set of 4 keys: 84TCS.3 - 4 - 5 - 6 mm.
  - Hexagon male profile at the 3 ends.
  - Tube fastened by snap ring for fast approach.
  - Finish: chromed body, knurled tube (for good grip and limits slipping), burnt ends (maintains accurate machining).
- Weight: 497g.

**84TCS** - Fast hexagon spinners



- Hexagon male profile at the 3 ends.
- Tube fastened by snap ring for fast approach.
- Finish: chromed body, knurled tube (for good grip and limits slipping), burnt ends (maintains accurate machining).

	d [mm]	d1 [mm]	d2 [mm]	L [mm]	L1 [mm]	L2 [mm]	L3 [mm]	ΔΔ [g]
<b>84TCS.3</b>	4,0	4,0	7	150	75	75	65	36
<b>84TCS.4</b>	5,6	5,6	9	180	90	90	70	76
<b>84TCS.5</b>	7,0	7,0	11	210	105	105	70	129
<b>84TCS.6</b>	8,0	8,0	11	210	105	105	70	154

**AWSH.JT6** Set of spherical head spinner hexagon keys



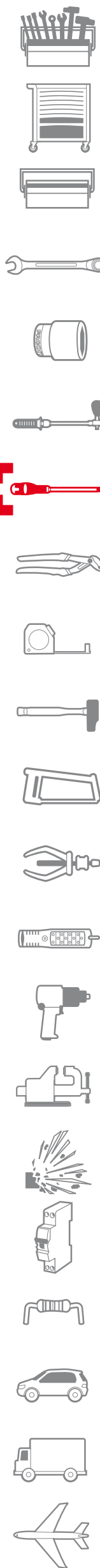
- Set of 6 spherical head hexagon keys: AWSH 2X75 - 2.5X75 - 3X75 - 4X75 - 5X100 - 6X100 mm.
  - bi-material ergonomic PROTWIST® handle for comfortable and reliable screwing.
  - Supplied in roll.
- Weight: 375 g.

**AWSH** - Spherical head spinner hexagon keys



- Bi-material ergonomic PROTWIST® handle for comfortable and reliable screwing.

	⊕ [mm]	d [mm]	d1 x L1 [mm]	L [mm]	L2 [mm]	ΔΔ [g]
<b>AWSH2X75</b>	2,0	19	2,0 x 75	169	94	31
<b>AWSH2,5X75</b>	2,5	19	2,5 x 75	169	94	33
<b>AWSH3X75</b>	3,0	19	3,0 x 75	169	94	35
<b>AWSH4X75</b>	4,0	25	4,0 x 75	178	103	45
<b>AWSH5X100</b>	5,0	30	5,0 x 100	208	109	80
<b>AWSH6X100</b>	6,0	36	6,0 x 100	220	120	120
<b>AWSH8X100</b>	8,0	36	8,0 x 100	220	120	180

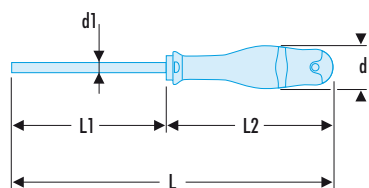


## AWHH.JT6 Set of hexagon spinner keys



- Set of 6 hexagon keys: AWHH 2X75 - 2.5X75 - 3X75 - 4X75 - 5X100 - 6X100 mm.
  - Bi-material ergonomic PROTWIST® handle for comfortable and reliable screwing.
  - Supplied in roll.
- Weight: 375 g.

## AWHH - Spinner hexagon keys



- Bi-material ergonomic PROTWIST® handle for comfortable and reliable screwing.

AWHH	⌀ [mm]	d [mm]	d1 x L1 [mm]	L [mm]	L2 [mm]	ΔΔ [g]
<b>AWHH2X75</b>	2,0	19	2,0 x 75	169	94	31
<b>AWHH2,5X75</b>	2,5	19	2,5 x 75	169	94	33
<b>AWHH3X75</b>	3,0	19	3,0 x 75	169	94	35
<b>AWHH4X75</b>	4,0	25	4,0 x 75	178	103	45
<b>AWHH5X100</b>	5,0	30	5,0 x 100	209	109	80
<b>AWHH6X100</b>	6,0	36	6,0 x 100	220	120	120
<b>AWHH8X100</b>	8,0	36	8,0 x 100	220	120	180


## Special profile keys

### 80.JL7 Set of angled keys for multiple XZN teeth



- Set of 7 80 keys: M5 - M6 - M8 - M10 - M12 - M14 - M16.
  - Supplied in roll.
- Weight: 918 g.

### 85.JU10 Set of 10 keys for BRISTOL heads



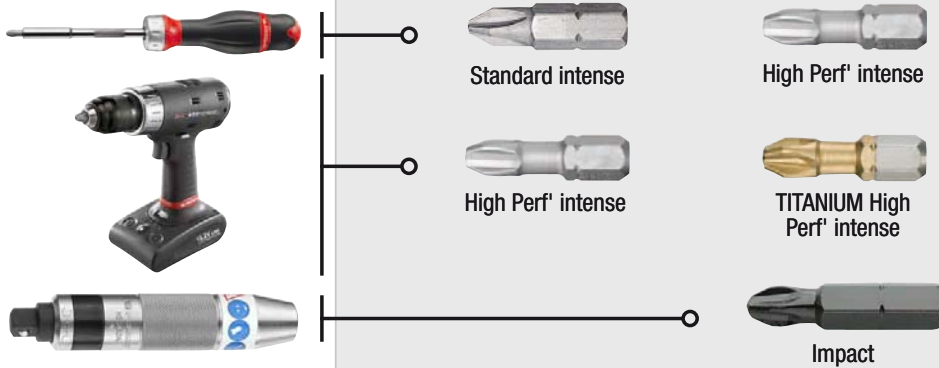
- Set of 10 85 keys: 033 - 048 - 060 - 072 - 096 - 111 - 133 - 145 - 168 - 183.
  - Supplied in roll.
- Weight: 37 g.

# RANGE OF FACOM SCREWING BITS

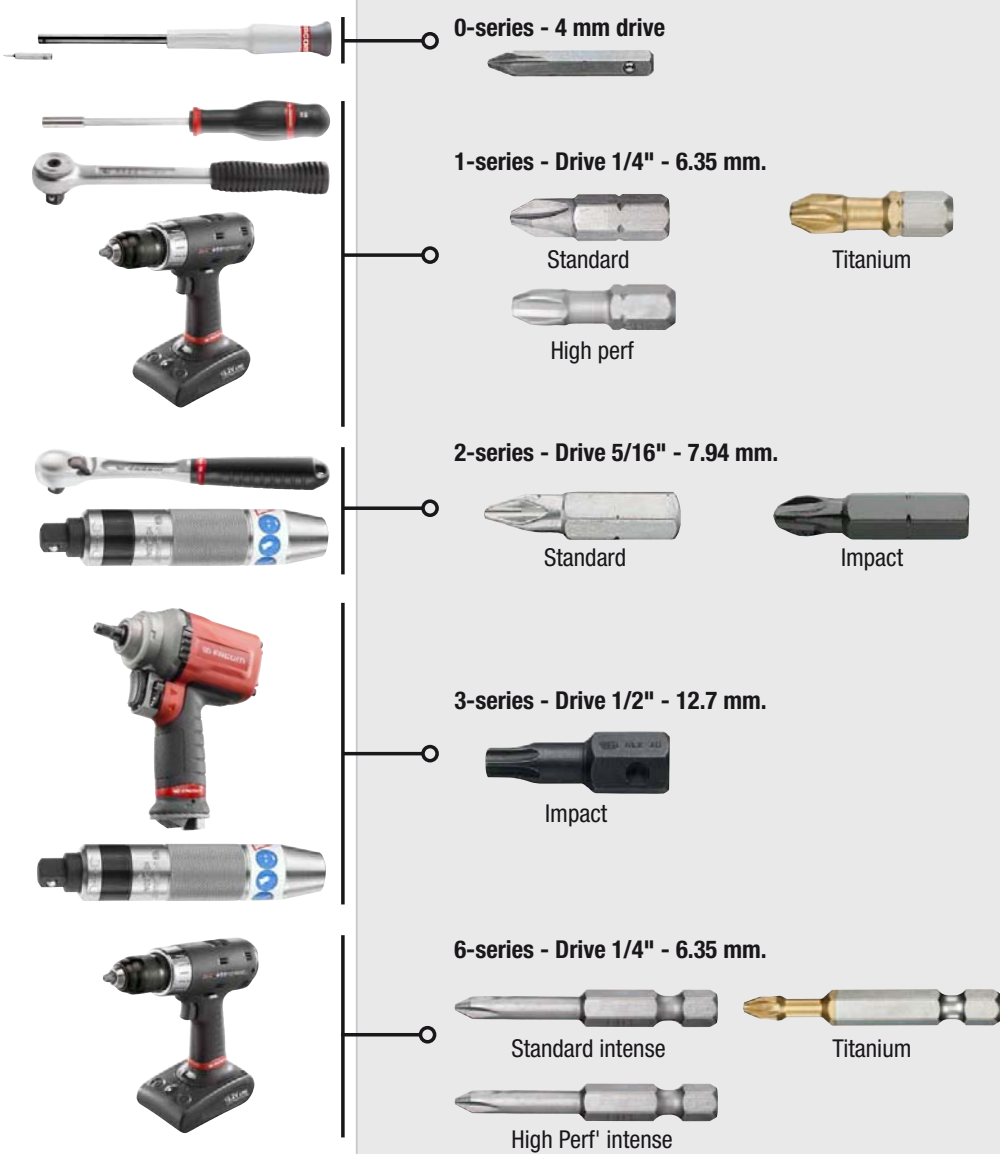
## QUALITY - DURABILITY ECONOMY

### Choosing the right bit for your needs:

- 1-According to the type of screw-driving method used:

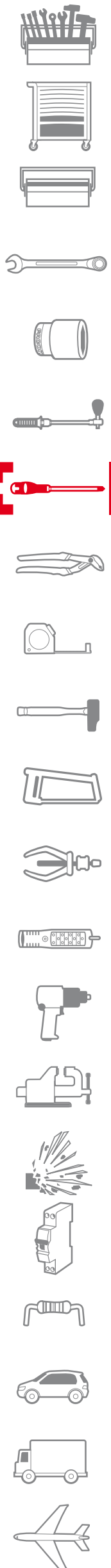


- 2-According to the hexagon drive:



To choose your screwing bits, Facom offers different types of packaging:

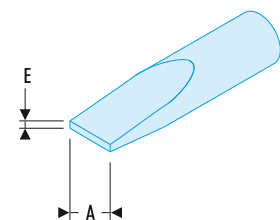
- PER unit.
- Packaged by 3.
- 3 bits of the same type.
- 3 different bits.



## Bits series 0

### Standard bits series 0 - drive 4 mm

#### ES.0 - Screw bits for slotted head screws



- For manual high precision screwing.
- Drive 4 mm.
- For use with the Micro-Tech® bit holder screwdriver AEM.M.
- For use with the Micro-Tech® torque screwdrivers series A.300MT and A.340MT.

⇒	E [mm]	A fente [No]	L [mm]	ΔΔ [g]
<b>ES.001,8</b>	0,3	1,8	28	3,00
<b>ES.002</b>	0,4	2,0	28	3,00
<b>ES.002,5</b>	0,4	2,5	28	3,10
<b>ES.003</b>	0,5	3,0	28	3,10
<b>ES.004</b>	0,5	4,0	28	3,20
<b>ES.004,5</b>	0,6	4,5	28	3,20

#### EP.0 - Screw bits for Phillips® screws



- For manual high precision screwing.
- Drive 4 mm.
- For use with the Micro-Tech® bit holder screwdriver AEM.M.
- For use with the Micro-Tech® torque screwdrivers series A.300MT and A.340MT.

⇒	Phillips [No]	L [mm]	ΔΔ [g]
<b>EP.0X2</b>	PH00	28	3,20
<b>EP.000</b>	PH0	28	3,20

#### ED.0 - Screw bits for Pozidriv® screws



- For manual high precision screwing.
- Drive 4 mm.
- For use with the Micro-Tech® bit holder screwdriver AEM.M.
- For use with the Micro-Tech® torque screwdrivers series A.300MT and A.340MT.

⇒	Pozidriv [No]	L [mm]	ΔΔ [g]
<b>ED.0X2</b>	PZ00	28	3,20
<b>ED.000</b>	PZ0	28	3,20
<b>ED.001</b>	PZ1	28	3,20


#### EH.0 - Screw bits for countersunk hex head screws



- For manual high precision screwing.
- Drive 4 mm.
- For use with the Micro-Tech® bit holder screwdriver AEM.M.
- For use with the Micro-Tech® torque screwdrivers series A.300MT and A.340MT.

⇒	⌀ [mm]	L [mm]	ΔΔ [g]
<b>EH.000,9</b>	0,9	28	3,00
<b>EH.001,3</b>	1,3	28	3,10
<b>EH.001,5</b>	1,5	28	3,10
<b>EH.002</b>	2,0	28	3,20
<b>EH.002,5</b>	2,5	28	3,20

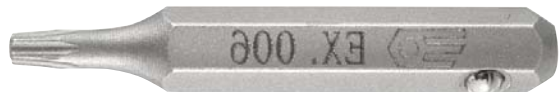
## ETS.0 - Screw bits for countersunk hex spherical head screws



- For manual high precision screwing.
- Drive 4 mm.
- For use with the Micro-Tech® bit holder screwdriver AEM.M.

ETS	Ø [mm]	L [mm]	ΔΔ [g]
ETS.001,5	1,5	28	3,10
ETS.002	2,0	28	3,20
ETS.002,5	2,5	28	3,20

## EX.0 - Screw bits for Torx® screws



- For manual high precision screwing.
- Drive 4 mm.
- For use with the Micro-Tech® bit holder screwdriver AEM.M.
- For use with the Micro-Tech® torque screwdrivers series A.300MT and A.340MT.

EX	Torx [No]	L [mm]	ΔΔ [g]
EX.006	T6	28	1,80
EX.007	T7	28	1,80
EX.008	T8	28	1,80
EX.010	T10	28	1,90

## ECR.0 Socket holder bit 4mm - 1/4"




- Bit to use 1/4" "radio" series sockets with the Micro-Tech® torque screwdrivers A.300MT and A.340MT.
- Drive 4 mm (hex).
- Length: 22 mm.
- Weight: 7 g.

## Bits series 1

### Standard bits series 1 - 1/4" - 6.35 mm drive

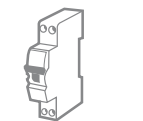
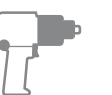
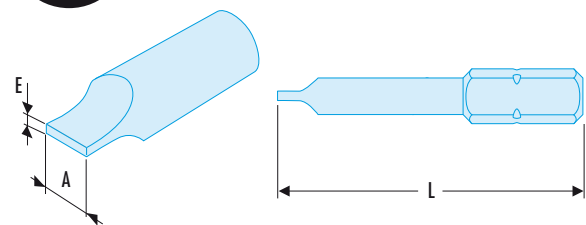
## ES.1 - Standard bits series 1 for slotted head screws



NF ISO 2351-1, NF ISO 1173, ISO 2351-1, ISO 1173, DIN ISO 2351-1


- For manual screwing.
- Drive 1/4" - 6.35 mm.

ES	A [mm]	E [mm]	L [mm]	ΔΔ [g]
ES.133	3	0,5	25	5





## EP.1 - Standard bits series 1 for Phillips® screws




NF ISO 2351-2, NF ISO 1173, ISO 2351-2, ISO 1173, DIN ISO 2351-2

- For manual screwing.
- Drive 1/4" - 6.35 mm.

EP	Phillips [No]	L [mm]	ΔΔ [g]
EP.100	PH0	25	7,20
EP.111	PH1	50	14,40
EP.122	PH2	50	14,40

## ED.1 - Standard bits series 1 for Pozidriv® screws

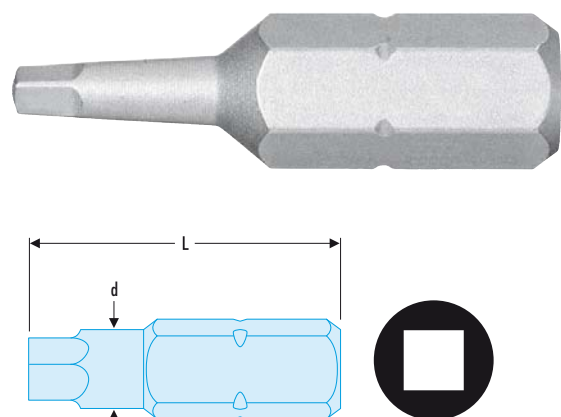


NF ISO 2351-2, NF ISO 1173, ISO 2351-2, ISO 1173, DIN ISO 2351-2

- For manual screwing.
- Drive 1/4" - 6.35 mm.

ED	Pozidriv [No]	L [mm]	ΔΔ [g]
ED.100	PZ0	25	6
ED.111	PZ1	50	11
ED.112	PZ2	50	12

## ECAR.1 - Standard bits series 1 for ROBERTSON square head screws

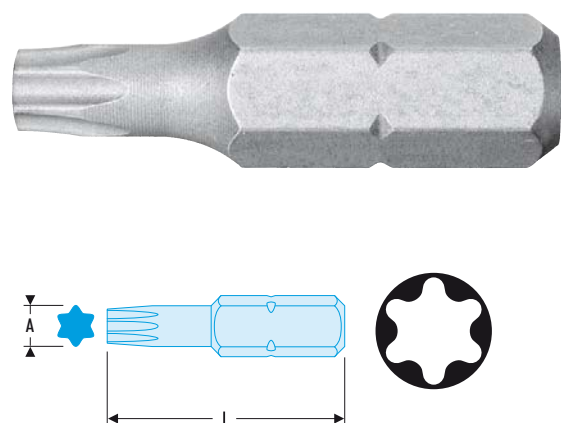


NF ISO 1173, ISO 1173

- For manual screwing.
- Drive 1/4" - 6.35 mm.

ECAR	d [mm]	L [mm]	Square ["]	ΔΔ [g]
ECAR.101	3,5	25	1	8
ECAR.102	6,0	25	2	10
ECAR.103	6,0	25	3	12

## EX.1 - Standard bits series 1 for Torx® screws



NF ISO 1173, ISO 1173

- Compliant with Torx® specifications.
- For manual screwing.
- Drive 1/4" - 6.35 mm.

EX	A [mm]	Torx [No]	L [mm]	ΔΔ [g]
EX.106	1,65	T6	25	5
EX.107	1,97	T7	25	5
EX.108	2,30	T8	25	5
EX.109	2,48	T9	25	5
EX.110	2,72	T10	25	5
EX.115	3,26	T15	25	5
EX.120	3,84	T20	25	6
EX.125	4,40	T25	25	6
EX.127	4,96	T27	25	6
EX.130	5,49	T30	25	6
EX.140	6,60	T40	25	6

**EX1 - Set of 3 series 1 Torx® bits**



- For Torx® screws.
- For manual screwing.
- Drive 1/4" - 6.35 mm.

EX	Torx [No]	L [mm]	Content set
EX108.J3	T8	25	EX.108 (x3)
EX110.J3	T10	25	EX.110 (x3)
EX115.J3	T15	25	EX.115 (x3)
EX120.J3	T20	25	EX.120 (x3)
EX125.J3	T25	25	EX.125 (x3)
EX127.J3	T27	25	EX.127 (x3)
EX130.J3	T30	25	EX.130 (x3)
EX140.J3	T40	25	EX.140 (x3)

**EX11.J3 Set of 3 series 1 Torx® bits T8-10-15**

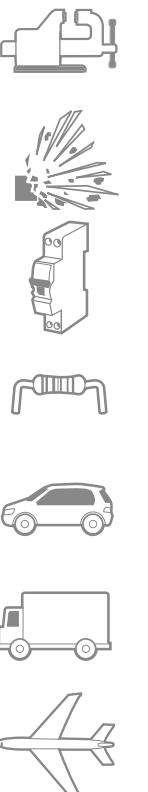
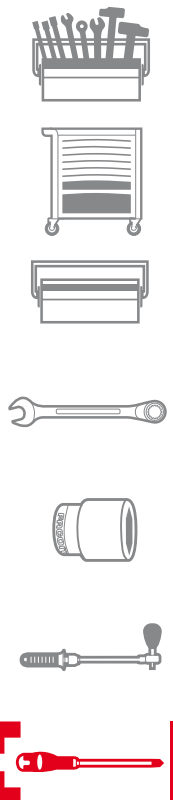


- Drive 1/4" - 6.35 mm.
- For manual screwing.
- For Torx® screws.
- Including 3 bits:
  - EX.108 (T8).
  - EX.110 (T10).
  - EX.115 (T15).
- Length: 25mm.

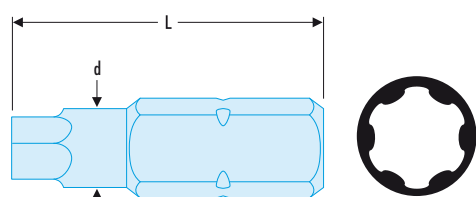
**EX12.J3 Set of 3 series 1 Torx® bits T20-25-30**



- Drive 1/4" - 6.35 mm.
- For manual screwing.
- For Torx® screws.
- Including 3 bits:
  - EX.120 (T20).
  - EX.125 (T25).
  - EX.130 (T30).
- Length: 25 mm.



## EXP.1 - Standard bits series 1 for Torx Plus® screws

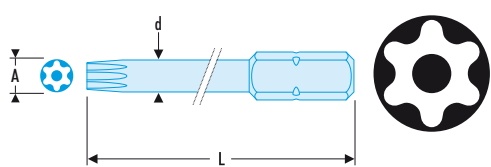


NF ISO 1173, ISO 1173

- Compliant with Torx Plus® specifications.
- For manual screwing.
- Drive 1/4" - 6.35 mm.

⇒	Resistorx [No]	L [mm]	ΔΔ [g]
<b>EXP.106</b>	IP6	25	5
<b>EXP.107</b>	IP7	25	5
<b>EXP.108</b>	IP8	25	5
<b>EXP.109</b>	IP9	25	5
<b>EXP.110</b>	IP10	25	5
<b>EXP.115</b>	IP15	25	5
<b>EXP.120</b>	IP20	25	6
<b>EXP.125</b>	IP25	25	6
<b>EXP.127</b>	IP27	25	6
<b>EXP.130</b>	IP30	25	6
<b>EXP.140</b>	IP40	25	6

## EXR.1 - Standard bits series 1 for Resistorx® screws

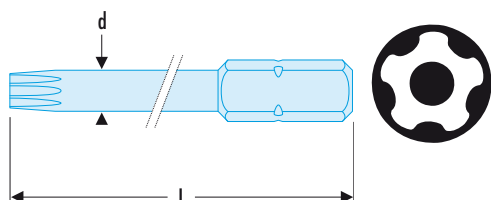


NF ISO 1173, ISO 1173

- Compliant with Resistorx® specifications.
- For manual screwing.
- Drive 1/4" - 6.35 mm.
- Long bits 70 mm are low cut for access to screws inserted in the wells.

⇒	A [mm]	Resistorx [No]	d [mm]	L [mm]	ΔΔ [g]
<b>EXR.110</b>	2,72	TT10	-	25	5
<b>EXR.115</b>	3,26	TT15	-	25	6
<b>EXR.120</b>	3,84	TT20	-	25	6
<b>EXR.125</b>	4,40	TT25	-	25	6
<b>EXR.127</b>	4,96	TT27	-	25	6
<b>EXR.130</b>	5,59	TT30	-	25	6
<b>EXR.140</b>	6,60	TT40	-	25	6
<b>EXR.110L</b>	2,72	TT10	5,2	70	8
<b>EXR.115L</b>	3,26	TT15	5,2	70	8
<b>EXR.120L</b>	3,84	TT20	5,6	70	9
<b>EXR.125L</b>	4,40	TT25	5,6	70	11
<b>EXR.130L</b>	5,59	TT30	6,0	70	14
<b>EXR.140L</b>	6,60	TT40	7,1	70	17

## EXP.1 - Standard bits series 1 for Tamper Resistant Torx Plus® screws

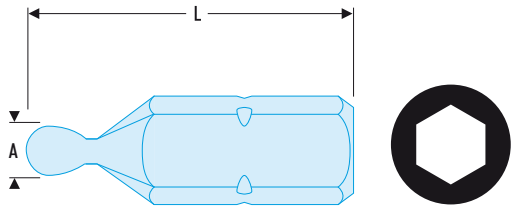


NF ISO 1173, ISO 1173

- Compliant with Tamper Resistant Torx Plus® specifications.
- For manual screwing.
- Drive 1/4" - 6.35 mm.

⇒	Tamper	L [mm]	ΔΔ [g]
<b>EXRP.108</b>	IPR8	25	5
<b>EXRP.110</b>	IPR10	25	5
<b>EXRP.115</b>	IPR15	25	6
<b>EXRP.120</b>	IPR20	25	6
<b>EXRP.125</b>	IPR25	25	6
<b>EXRP.127</b>	IPR27	25	6
<b>EXRP.130</b>	IPR30	25	6
<b>EXRP.140</b>	IPR40	25	6

ETS.1 - Standard bits series 1 with spherical head for countersunk hex screws

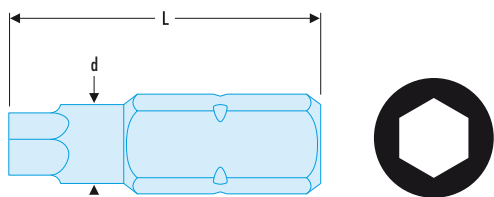


NF ISO 1173, ISO 1173

- The spherical head allows for screwing with a tilt angle up to 30°.
- For manual screwing.
- Drive 1/4" - 6.35 mm.

ETS	Ø [mm]	L [mm]	ΔΔ [g]
ETS.102,5	2,5	25	5
ETS.103	3,0	25	5
ETS.104	4,0	25	5
ETS.105	5,0	25	6
ETS.106	6,0	25	6

EH.1 - Screw bits series 1 for metric countersunk hex head screws



NF ISO 2351-3, NF ISO 1173, ISO 2351-3, ISO 1173, DIN ISO 2351-3

- For manual screwing.
- Drive 1/4" - 6.35 mm.

EH	Ø [mm]	L [mm]	ΔΔ [g]
EH.101,5	1,5	25	5
EH.102	2,0	25	5
EH.102,5	2,5	25	5
EH.103	3,0	25	5
EH.104	4,0	25	5
EH.105	5,0	25	6
EH.106	6,0	25	7
EH.107	7,0	25	8
EH.108	8,0	25	9
EH.110	10,0	25	11

EH.10 - Set of 3 screw bits series 1 for metric countersunk hex head screws



- For manual screwing.
- Drive 1/4" - 6.35 mm.

EH	Ø [mm]	L [mm]	Content set
EH102.J3	2,0	25	EH.102 (x3)
EH102,5.J3	2,5	25	EH.102,5 (x3)
EH103.J3	3,0	25	EH.103 (x3)
EH104.J3	4,0	25	EH.104 (x3)
EH105.J3	5,0	25	EH.105 (x3)
EH106.J3	6,0	25	EH.106 (x3)
EH108.J3	8,0	25	EH.108 (x3)

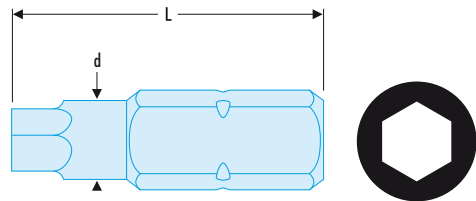
EH1.J3 Set of 3 screw bits series 1 for metric countersunk hex head screws



- For manual screwing.
- Drive 1/4" - 6.35 mm.
- Including 3 bits:
  - EH.104 (4 mm).
  - EH.105 (5 mm).
  - EH.106 (6 mm).
- Length: 25 mm.



## EH.1 - Screw bits series 1 for inch countersunk hex head screws

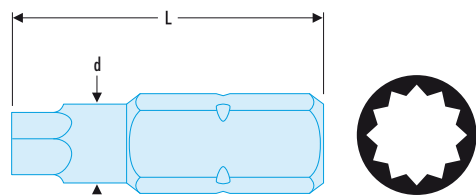


NF ISO 1173, ISO 1173

- For manual screwing.
- Drive 1/4" - 6.35 mm.

⇒	A ["]	L [mm]	ΔΔ [g]
<b>EH.101/8</b>	1/8	25	5
<b>EH.105/32</b>	5/32	25	5
<b>EH.103/16</b>	3/16	25	5
<b>EH.107/32</b>	7/32	25	6
<b>EH.101/4</b>	1/4	25	7

## EV.1 - Standard bits series 1 for XZN multiple teeth head screws




NF ISO 1173, ISO 1173

- For manual screwing.
- Drive 1/4" - 6.35 mm.

⇒	XZN [No]	L [mm]	ΔΔ [g]
<b>EV.104</b>	M4	25	5
<b>EV.105</b>	M5	25	5
<b>EV.106</b>	M6	25	6
<b>EV.108</b>	M8	25	7
<b>EV.110</b>	M10	25	8

## ETRI.1 - Standard bits series 1 for Tri-wing head screws




NF ISO 1173, ISO 1173

- For manual screwing.
- Drive 1/4" - 6.35 mm.

⇒	L [mm]	Screw Size[mm]	ΔΔ [g]
<b>ETRI.101</b>	25	1	5,50
<b>ETRI.102</b>	25	2	5,50
<b>ETRI.103</b>	25	3	5,50
<b>ETRI.104</b>	25	4	5,50
<b>ETRI.105</b>	25	5	5,50

## EBNA.1 - Standard bits series 1 for BNAE head screws

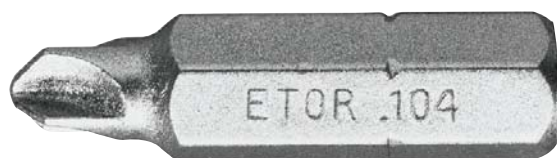


NF ISO 1173, ISO 1173

- For manual screwing.
- Drive 1/4" - 6.35 mm.

⇒	L [mm]	Bit BNAE [No]	ΔΔ [g]
<b>EBNA.104</b>	25	4	5
<b>EBNA.105</b>	25	5	5
<b>EBNA.106</b>	25	6	6

ETOR - Standard bits series 1 for Torq Set® head screws



NF ISO 1173, ISO 1173

- For manual screwing.
- Drive 1/4" - 6.35 mm.

➤	L [mm]	Screw Size[mm]	ΔΔ [g]
<b>ETOR.100</b>	25	0	5,50
<b>ETOR.101</b>	25	1	5,50
<b>ETORM.102</b>	25	2	6,00
<b>ETORM.103</b>	25	3	6,00
<b>ETORM.104</b>	25	4	6,00
<b>ETORM.105</b>	25	5	6,00
<b>ETORM.106</b>	25	6	6,00
<b>ETORM.108</b>	25	8	6,00
<b>ETORM.110</b>	25	10	6,00
<b>ETORM.101/4</b>	32	1/4	13,00

Sets of standard series 1 bits - 1/4" - 6.35 mm drive

AME.B - Sets of 9 High Perf' bits + bit holder



- For intense manual screwing.
- AME.B3: Slotted head, Phillips®, Pozidriv®.
- AME.B4: Slotted head, Pozidriv®, hex.
- AME.B5: Slotted head, Phillips®, Torx®.
- AME.B6: Torx®, Resistorx®.
- Supplied with clasp bit holder (Ref EF.6P1).
- Compact box, dim.

➤	A fente [No]	Phillips [No]	Pozidriv [No]	Torx [No]	Resistorx [No]	⌀ [mm]	ΔΔ [g]
<b>AME.B3</b>	0,6 x 4,5 - 1,0 x 5,5 - 1,2 x 6,5	1 - 2 - 3	1 - 2 - 3	-	-	-	100
<b>AME.B4</b>	0,6 x 4,5 - 1,0 x 5,5	-	1 - 2	-	-	2,5 - 3,0 - 4,0 - 5,0 - 6,0	100
<b>AME.B5</b>	0,6 x 4,5 - 1,0 x 5,5	1 - 2	-	T10 - T15 - T20 - T25 - T30	-	-	103
<b>AME.B6</b>	-	-	-	8 - 9	TT10 - TT15 - TT20 - TT25 - TT27 - TT30 - TT40	-	125

"Pocket" bit holder handle



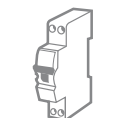
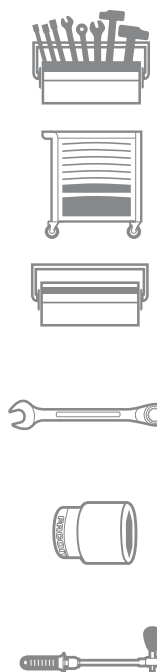
- Equivalent to 6 screwdrivers in 1.
- Built-in bit storage = 3 slotted head bits and 3 Pozidriv® for manual screwing.
- Magnetic 1/4" bit holder blade.
- Compact volume in closed position.

➤	A fente [No]	Pozidriv [No]	ΔΔ [g]
<b>EFPZ</b>	4,5 - 6,5 - 8,0	1 - 2 - 3	200

65.PEJ13 Bit set - bit holder ratchet



- Including:
  - 65.PE: 1/4" - 5/16" bit holder ratchet.
  - Bits for Resistorx® screws: EXR.110 - EXR.115 - EXR.120 - EXR.125 - EXR.130 - EXR.140.
  - Hexagon countersunk bits: EH.103 - EH.104 - EH.105 - EH.106.
  - Bits for Pozidriv® screws: ED.101T - ED.102T -



Sets of standard series 1 bits + bit holder in bag - 1/4" - 6.35 mm drive

## SCREW BITS BOX

### EXCLUSIVE DESIGN: COMPACT AND EASY TO USE

#### Polyamide case (PA66)

- High impact resistance.
- Bits held effectively and durably.
- Good resistance to chemicals.

- 1 Easy wallet type opening/closing.
- 2 Effective and easy bit push-out system on the rear face.
- 3 Easy selection: bits visible on the front face + pattern symbols.



### ▣ E.110 Combined set of 10 bits 1/4" - 25 mm + bit holder - No.1



- Including:
  - Bits for manual screwing.
  - Slotted head bits: ES.134,5T - ES.135,5T - ES.136,5T - ES.148T.
  - Phillips® bits: EP.101T - EP.102T - EP.103T.
  - Pozidriv® bits: ED.101T - ED.102T - ED.103T.
  - Bit holder: EF.6P1.
- Supplied in compact high strength and chemical resistant polyamide roll.

### ▣ E.111 Combined set of 10 bits 1/4" - 25 mm + bit holder - No.2



- Including:
  - Bits for manual screwing.
  - Slotted head bits: ES.134,5T - ES.136,5T - ES.148T.
  - Pozidriv® bits: ED.101T - ED.102T - ED.103T.
  - 6-point bits: EH.103 - EH.104 - EH.105 - EH.106.
  - Bit holder: EF.6P1.
- Supplied in compact high strength and chemical resistant polyamide roll.

### ▣ E.112 Combined set of 10 Torx® bits 1/4" - 25 mm + bit holder



- Including:
  - Bits for manual screwing.
  - Bits: EX.108 - EX.109 - EX.110 - EX.115 - EX.120 (x2) - EX.125 - EX.127 - EX.130 - EX.140.
  - Bit holder: EF.6P1.
- Supplied in compact high strength and chemical resistant polyamide roll.

**E.113 Combined set of 10 Resistorx® bits 1/4" - 25 mm + bit holder**



- Including:
- Bits for manual screwing.
- Bits: EXR.110 - EXR.115 - EXR.120 (X2) - EXR.125 (X2) - EXR.127 - EXR.130 (X2) - EXR.140.
- Bit holder: EF.6P1.
- Supplied in compact high strength and chemical resistant polyamide roll.

**E.114 Combined set of 10 Tamper Proof Torx Plus® bits 1/4" - 25 mm + bit holder**




- Including:
- Bits for manual screwing.
- Bits: EXRP.108 - EXRP.110 - EXRP.120 (X2) - EXRP.125 - EXRP.127 - EXRP.130 (X2) - EXRP.140.
- Bit holder: EF.6P1.
- Supplied in compact high strength and chemical resistant polyamide roll.

**E.116 Combined set of 10 Torx Plus® bits 1/4" - 25 mm + bit holder**




- Including:
- Bits for manual screwing.
- Bits: EXP.108 - EXP.109 - EXP.110 - EXP.115 - EXP.120 - EXP.125 - EX.127 - EX.130 (x2) - EXP.140.
- Bit holder: EF.6P1.
- Supplied in compact high strength and chemical resistant polyamide roll.

**E.120 Combined set of 28 High Perf' series 1 bits + bit holder**



- For intense manual screwing.
- Drive 1/4" - 6.35 mm.
- Including:
- 3 bits for slotted heads: ES.134,5T - ES.136,5T - ES.148T.
- 3 bits for Phillips® screws: EP.101T - ES.102T - ES.103T.
- 3 bits for Pozidriv® screws: ED.101T - ED.102T - ED.103T.
- 4 6-point bits: EH.103 - EH.104 - EH.105 - EH.106.
- 6 Torx® bits: EX.110 - EX.115 - EX.120 - EX.125 - EX.130 - EX.140.
- Bit holder: EF.6P1.
- Supplied in compact high strength and chemical resistant polyamide roll.

**E.611 Set of 10 bits 1/4" - 50 mm**



- Drive 1/4" - 6.35 mm.
- Including:
- 3 bits for Phillips® screws: EP.601T - EP.602T (x2).
- 3 bits for Pozidriv®: ED.601T - ED.602T (x2).
- 4 6-point bits: EH.603 - EH.604 - EH.605 - EH.606.
- Supplied in compact high strength and chemical resistant polyamide roll.





## ■ E.612 Set of 10 bits 50 mm long with groove



- Drive 1/4" - 6.35 mm.
- Including:
  - 3 bits for Phillips® screws: EP.601T - EP.602T (x2).
  - 3 bits for Pozidriv®: ED.601T - ED.602T (x2).
  - 4 Torx® bits: T10 - T20 - T25 - T30.
- Supplied in compact high strength and chemical resistant polyamide roll.

## Modules of standard series 1 bits - 1/4" - 6.35 mm drive

### ■ Module with 20 screw bits



FACOM	Organiser for	Content set
<b>MOD.E20L</b>	PL.624	EH.204L - 205L - 206L - 207L - 208L - 210L - EV.205L - 206L - 208L - 210L - EX.230L - 240L - 245L - 250L - EXR.110L - 115L - 120L - 125L - 130L - 140L - Porte-embouts SJ.236 - Douille R.235-N - S.236-N

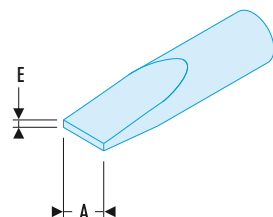

### ■ Module with 41 screw bits



FACOM	Organiser for	Content set
<b>MOD.E41</b>	PL.621	ED.101T-102T-103T - EH.104-105-106-107 - EH.204L-205L-206L-207L-208L-210L - EH.208-210 - EV.205L-206L-208L-210L - EV.206-208-210 - EX.230L-240L-245L-250L - EX.245-250-255

## High power bits series 1 - 1/4" - 6.35 mm drive

### ■ ES.1T - High Perf' bits series 1 for slotted head screws

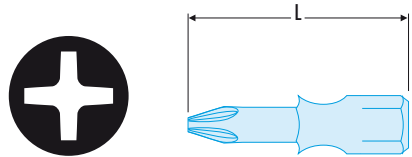


NF ISO 2351-1, NF ISO 1173, ISO 2351-1, ISO 1173, DIN ISO 2351-1

- For intense manual screwing.
- Drive 1/4" - 6.35 mm.

FACOM	A [mm]	E [mm]	L [mm]	ΔΔ [g]
<b>ES.134T</b>	4,0	0,5	25	2
<b>ES.134,5T</b>	4,5	0,6	25	3
<b>ES.135,5T</b>	5,5	0,8	25	3
<b>ES.145,5T</b>	5,5	1,0	25	4
<b>ES.136,5T</b>	6,5	1,2	25	4
<b>ES.148T</b>	8,0	1,6	25	8

EP.1T - High Perf' bits series 1 for Phillips® screws

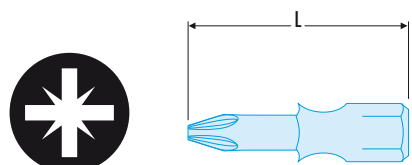


NF ISO 2351-2, NF ISO 1173, ISO 2351-2, ISO 1173, DIN ISO 2351-2

- For intense manual screwing.
- Drive 1/4" - 6.35 mm.

EP	Phillips [No]	L [mm]	ΔΔ [g]
EP.101T	PH1	25	3,50
EP.102T	PH2	25	4,00
EP.103T	PH3	25	4,20

ED.1T - High Perf' bits series 1 for Pozidriv® screws



NF ISO 2351-2, NF ISO 1173, ISO 2351-2, ISO 1173, DIN ISO 2351-2

- For intense manual screwing.
- Drive 1/4" - 6.35 mm.

ED	Pozidriv [No]	L [mm]	ΔΔ [g]
ED.101T	PZ1	25	3,50
ED.102T	PZ2	25	4,00
ED.103T	PZ3	25	4,20

Sets of high power series 1 bits - 1/4" - 6.35 mm drive

ES13T - ES14T - Set of 3 High Perf' bits series 1 for slotted head screws



- For intense manual screwing.
- Drive 1/4" - 6.35 mm.

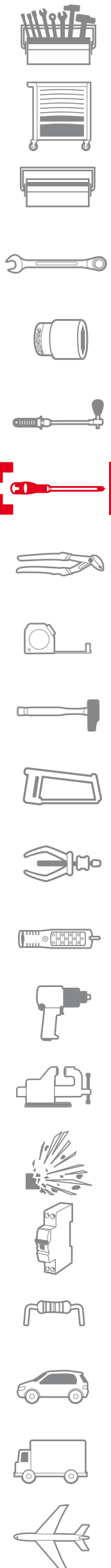
ES	E [mm]	L [mm]	Content set
ES134T.J3	0,5	25	ES.134T (x3)
ES134,5T.J3	0,6	25	ES.134,5T (x3)
ES135,5T.J3	0,8	25	ES.135,5T (x3)
ES136,5T.J3	1,2	25	ES.136,5T (x3)
ES148T.J3	1,5	25	ES.148T (x3)

EP10T - Sets of 3 High Perf' bits series 1 - 25 mm



- For intense manual screwing.
- Drive 1/4" - 6.35 mm.

EP	Phillips [No]	L [mm]	Content set
EP101T.J3	PH1	25	EP.101T (x3)
EP102T.J3	PH2	25	EP.102T (x3)
EP103T.J3	PH3	25	EP.103T (x3)



## ED10T - Sets of 3 High Perf' bits series 1 for Pozidriv® screws



- For intense manual screwing.
- Drive 1/4" - 6.35 mm.

	Pozidriv [No]	L [mm]	Content set
<b>ED101T.J3</b>	PZ1	25	ED.101T (x3)
<b>ED102T.J3</b>	PZ2	25	ED.102T (x3)
<b>ED103T.J3</b>	PZ3	25	ED.103T (x3)

## ES1.J3 Set of 3 High Perf' bits for slotted head screws



- For intense manual screwing.
- Drive 1/4" - 6.35 mm.
- Length: 25 mm.
- Including 3 bits:
  - ES.134.5 (4.5 mm).
  - ES.136.5 (6.5 mm).
  - ES.138 (8 mm).

## EP1.J3 Set of 3 High Perf' bits for Phillips® screws



### NF ISO 1173, ISO 1173

- For intense manual screwing.
- Drive 1/4" - 6.35 mm.
- Length: 25 mm.
- Including 3 bits:
  - EP.101 (PH1).
  - EP.102 (PH2).
  - EP.103 (PH3).

**ED1.J3** Set of 3 High Perf<sup>'</sup> bits for Pozidriv® screws



- For intense manual screwing.
- Drive 1/4" - 6.35 mm.
- Length: 25 mm.
- Including 3 bits:
  - ED.101 (PZ1).
  - ED.102 (PZ2).
  - ED.103 (PZ3).




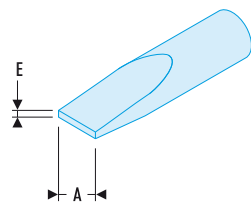
**High power Titanium bits series 1 - 1/4" - 6.35 mm drive**

**ES.12T - High Perf<sup>'</sup> Titanium bits series 1 for slotted head screws**



NF ISO 2351-1, NF ISO 1173, ISO 2351-1, ISO 1173, DIN ISO 2351-1

- For use on power or pneumatic nutrunners (except impact wrenches).
- Drive 1/4" - 6.35 mm.



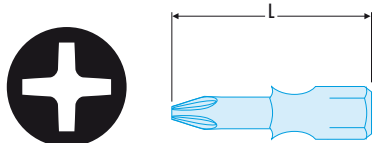
FACOM	A [mm]	E [mm]	L [mm]	ΔΔ [g]
<b>ES.124,5T</b>	4,5	0,6	25	3
<b>ES.125,5T</b>	5,5	0,8	25	3
<b>ES.175,5T</b>	5,5	1,0	25	4
<b>ES.126,5T</b>	6,5	1,2	25	4
<b>ES.128T</b>	8,0	1,6	25	8

**EP.13T - High Perf<sup>'</sup> Titanium bits series 1 for Phillips® screws**



NF ISO 2351-2, NF ISO 1173, ISO 2351-2, ISO 1173, DIN ISO 2351-2

- For use on power or pneumatic nutrunners (except impact wrenches).
- Drive 1/4" - 6.35 mm.



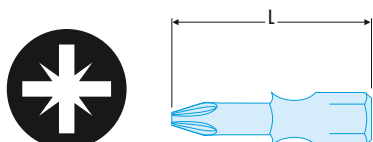
FACOM	Phillips [No]	L [mm]	ΔΔ [g]
<b>EP.131T</b>	PH1	25	3,50
<b>EP.132T</b>	PH2	25	4,00
<b>EP.133T</b>	PH3	25	4,20

**ED.13T - High Perf<sup>'</sup> Titanium bits series 1 for Pozidriv® screws**

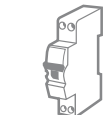



NF ISO 2351-2, NF ISO 1173, ISO 2351-2, ISO 1173, DIN ISO 2351-2

- For use on power or pneumatic nutrunners (except impact wrenches).
- Drive 1/4" - 6.35 mm.



FACOM	Pozidriv [No]	L [mm]	ΔΔ [g]
<b>ED.131T</b>	PZ1	25	3,50
<b>ED.132T</b>	PZ2	25	4,10
<b>ED.133T</b>	PZ3	25	4,20



## Sets of high power Titanium series 1 bits - 1/4" - 6.35 mm drive

### EP13T - Sets of 3 High Perf' Titanium bits series 1 - 25 mm



- For use on power or pneumatic nutrunners (except impact wrenches).
- Drive 1/4" - 6.35 mm.

EP	Phillips [No]	L [mm]	Content set
EP131T.J3	PH1	25	EP.131T (x3)
EP132T.J3	PH2	25	EP.132T (x3)
EP133T.J3	PH3	25	EP.133T (x3)

### ED13T - Sets of 3 High Perf' Titanium bits series 1 - 25 mm - Titanium



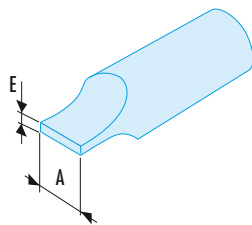
- For use on power or pneumatic nutrunners (except impact wrenches).
- Drive 1/4" - 6.35 mm.

ED	Pozidriv [No]	L [mm]	Content set
ED131T.J3	PZ1	25	ED.131T (x3)
ED132T.J3	PZ2	25	ED.132T (x3)
ED133T.J3	PZ3	25	ED.133T (x3)

## Bits series 2

### Standard bits series 2 - 5/16" - 7.94 mm drive

#### ES.2 - Standard bits series 2 for slotted head screws

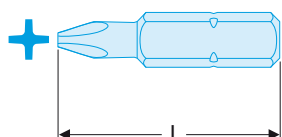


NF ISO 2351-1, NF ISO 1173, ISO 2351-1, ISO 1173, DIN ISO 2351-1

- For manual screwing.
- Drive 5/16" - 7.94 mm.

ES	A [mm]	E [mm]	L [mm]	ΔΔ [g]
ES.206,5	6,5	1,2	41	11
ES.208	8,0	1,2	41	13
ES.210	10,0	1,6	41	19
ES.212	12,0	2,0	41	23

#### EP.2 - Standard bits series 2 for Phillips® screws



NF ISO 2351-2, NF ISO 1173, ISO 2351-2, ISO 1173, DIN ISO 2351-2

- For manual screwing.
- Drive 5/16" - 7.94 mm.

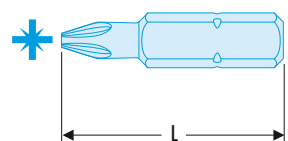
EP	Phillips [No]	L [mm]	ΔΔ [g]
EP.201	PH1	32	10
EP.202	PH2	32	11
EP.203	PH3	32	11
EP.204	PH4	32	14

ED.2 - Standard bits series 2 for Pozidriv® screws



NF ISO 2351-2, NF ISO 1173, ISO 2351-2, ISO 1173, DIN ISO 2351-2

- For manual screwing.
- Drive 5/16" - 7.94 mm.



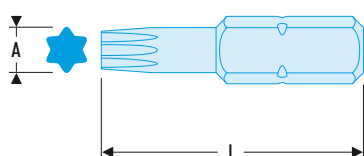
ED	Pozidriv [No]	L [mm]	ΔΔ [g]
ED.201	PZ1	32	10
ED.202	PZ2	32	11
ED.203	PZ3	32	11
ED.204	PZ4	32	12

EX.2 - Standard bits series 2 for Torx® screws




NF ISO 1173, ISO 1173

- Compliant with Torx® specifications.
- For manual screwing.
- Drive 5/16" - 7.94 mm.



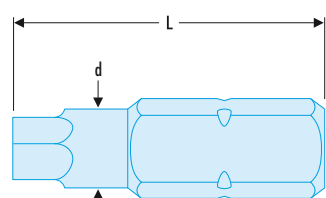
EX	Torx [No]	d [mm]	L [mm]	ΔΔ [g]
EX.220	T20	-	35	13
EX.225	T25	-	35	13
EX.227	T27	-	35	13
EX.230	T30	-	35	15
EX.240	T40	-	35	15
EX.245	T45	-	35	15
EX.250	T50	-	35	18
EX.255	T55	-	35	31
EX.220L	T20	5,6	70	25
EX.225L	T25	5,6	70	25
EX.230L	T30	6,0	70	30
EX.240L	T40	7,0	70	30
EX.245L	T45	Hex.7,94	70	40
EX.250L	T50	Hex.7,94	70	55

EH.2 - Standard bits series 2 for countersunk hex screws



NF ISO 2351-3, NF ISO 1173, ISO 2351-3, ISO 1173, DIN ISO 2351-3

- For manual screwing.
- Drive 5/16" - 7.94 mm.



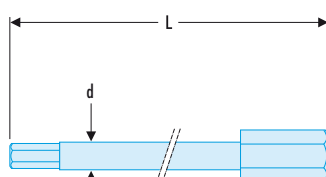
EH	⌀ [mm]	L [mm]	ΔΔ [g]
EH.204	4	30	8
EH.205	5	30	9
EH.206	6	30	11
EH.208	8	30	13
EH.210	10	30	17
EH.201/4	1/4	30	12
EH.205/16	5/16	30	15
EH.203/8	3/8	30	19

EH.2L - Standard long bits series 2 for countersunk hex screws

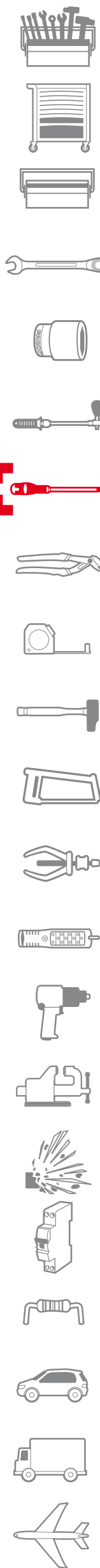


NF ISO 1173, ISO 1173

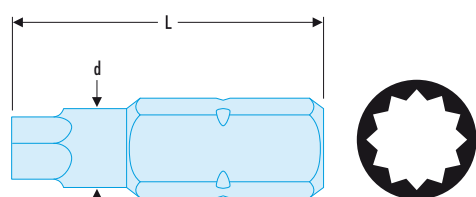
- For manual screwing.
- Drive 5/16" - 7.94 mm.



EH	⌀ [mm]	d [mm]	L [mm]	ΔΔ [g]
EH.204L	4	4,8	70	15
EH.205L	5	6,0	70	19
EH.206L	6	7,0	70	23
EH.207L	7	8,9	70	28
EH.208L	8	8,9	70	29
EH.210L	10	11,3	70	42



## EV.2 - Standard bits series 2 for XZN multiple teeth head screws

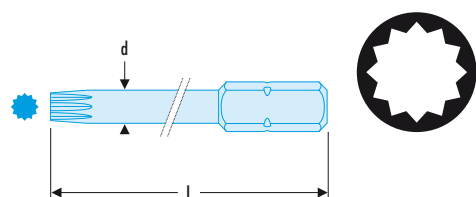


NF ISO 1173, ISO 1173

- For manual screwing.
- Drive 5/16" - 7.94 mm.

⇒	XZN [No]	L [mm]	ΔΔ [g]
<b>EV.206</b>	M6	28	9
<b>EV.208</b>	M8	28	10
<b>EV.210</b>	M10	32	15
<b>EV.212</b>	M12	36	21

## EV.L - Standard long bits series 2 for XZN multiple teeth head screws

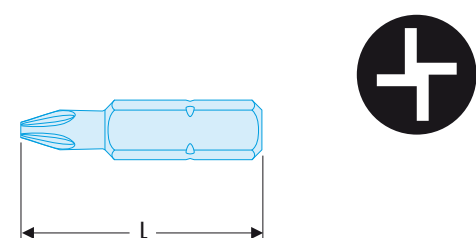


NF ISO 1173, ISO 1173

- For manual screwing.
- Drive 5/16" - 7.94 mm.

⇒	XZN [No]	d [mm]	L [mm]	ΔΔ [g]
<b>EV.205L</b>	M5	6,0	70	26
<b>EV.206L</b>	M6	7,0	70	27
<b>EV.208L</b>	M8	7,5	70	28
<b>EV.210L</b>	M10	10,0	70	39

## ETORM.2 - Standard bits series 2 for Torq Set® head screw

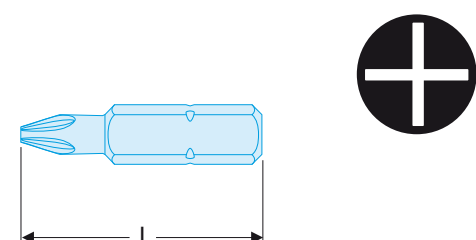


NF ISO 1173, ISO 1173

- For manual screwing.
- Drive 5/16" - 7.94 mm.

⇒	L [mm]	Screw Size[mm]	ΔΔ [g]
<b>ETORM.208</b>	32	8	14
<b>ETORM.210</b>	32	10	14
<b>ETORM.201/4</b>	32	1/4	14
<b>ETORM.205/16</b>	32	5/16	14
<b>ETORM.203/8</b>	32	3/8	14

## EBNA.2 - Standard bits series 2 for BNAE head screws



NF ISO 1173, ISO 1173

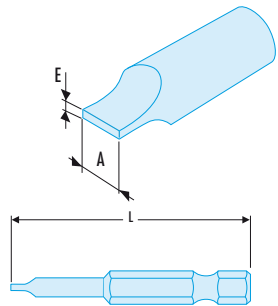
- For manual screwing.
- Drive 5/16" - 7.94 mm.

⇒	L [mm]	Bit BNAE [No]	ΔΔ [g]
<b>EBNA.204</b>	35	4	9
<b>EBNA.205</b>	35	5	9
<b>EBNA.206</b>	35	6	10
<b>EBNA.208</b>	35	8	10

## Bits series 6

### Standard bits series 6 - 1/4" - 6.35 mm grooved drive

#### ES.6 - Standard bits series 6 for slotted head screws

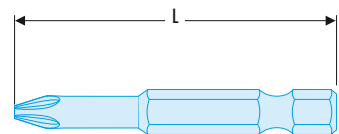


NF ISO 2351-1, NF ISO 1173, ISO 2351-1, ISO 1173, DIN ISO 2351-1

• Drive 1/4" - 6.35 mm with groove.

➤	A [mm]	E [mm]	L [mm]	ΔΔ [g]
ES.603	3,0	0,5	50	7,70
ES.603,5	3,5	0,6	50	7,90
ES.604	4,0	0,5	50	8,60
ES.604,5	4,5	0,6	50	9,00
ES.605,5	5,5	0,8	50	10,00
ES.606,5	6,5	1,2	50	11,50
ES.608	8,0	1,2	70	13,70
ES.623	3,0	0,5	70	8,80
ES.623,5	3,5	0,6	70	9,40
ES.624	4,0	0,8	70	10,60
ES.625,5	5,5	1,0	70	13,70

#### EP.6 - Standard bits series 6 for Phillips® screws

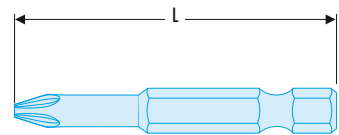


NF ISO 2351-2, NF ISO 1173, ISO 2351-2, ISO 1173, DIN ISO 2351-2

• Drive 1/4" - 6.35 mm with groove.

➤	Phillips [No]	L [mm]	ΔΔ [g]
EP.661	PH1	70	12,40
EP.662	PH2	70	14,40
EP.663	PH3	70	15,20
EP.691	PH1	90	16,10
EP.692	PH2	90	17,90

#### ED.6 - Standard bits series 6 for Pozidriv® screws

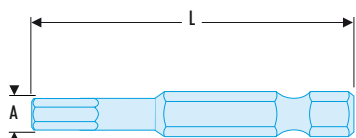


NF ISO 2351-2, NF ISO 1173, ISO 2351-2, ISO 1173, DIN ISO 2351-2

• Drive 1/4" - 6.35 mm with groove.

➤	Pozidriv [No]	L [mm]	ΔΔ [g]
ED.661	PZ1	70	12,40
ED.662	PZ2	70	14,40
ED.663	PZ3	70	15,20
ED.691	PZ1	90	16,10
ED.692	PZ2	90	17,90
ED.693	PZ3	90	18,90

#### EX.6 - Standard bits series 6 for Torx® screws

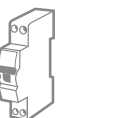
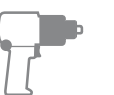
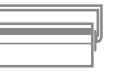


NF ISO 1173, ISO 1173

• Compliant with Torx® specifications.

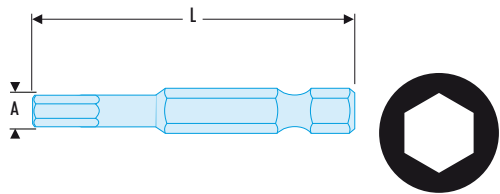
• Drive 1/4" - 6.35 mm with groove.

➤	A [mm]	Torx [No]	d [mm]	L [mm]	ΔΔ [g]
EX.610	2,72	T10	5,2	70	8,40
EX.615	3,26	T15	5,2	70	8,60
EX.620	3,84	T20	5,6	70	9,80
EX.625	4,40	T25	5,6	70	11,50
EX.627	4,96	T27	5,8	70	12,90
EX.630	5,59	T30	6,0	70	14,50
EX.640	6,60	T40	7,1	70	17,60





## EH.6 - Standard bits series 6 for countersunk hex screws



NF ISO 2351-3, NF ISO 1173, ISO 2351-3, ISO 1173, DIN ISO 2351-3

- Drive 1/4" - 6.35 mm with groove.

➤	⌀ [mm]	L [mm]	ΔΔ [g]
<b>EH.603</b>	3	50	14,40
<b>EH.604</b>	4	50	14,40
<b>EH.605</b>	5	50	15,00
<b>EH.606</b>	6	50	15,50
<b>EH.608</b>	8	50	18,00

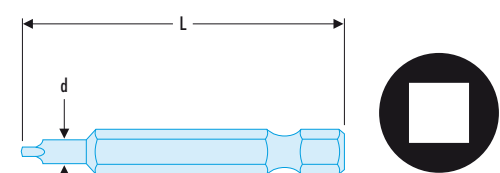
## EH60 - Sets of 3 standard bits series 6



- For hex screws.
- Drive 1/4" - 6.35 mm.

➤	⌀ [mm]	L [mm]	Content set
<b>EH603.J3</b>	3	50	EH.603 (x3)
<b>EH604.J3</b>	4	50	EH.604 (x3)
<b>EH605.J3</b>	5	50	EH.605 (x3)
<b>EH606.J3</b>	6	50	EH.606 (x3)

## ECAR.6 - Standard bits series 6 for ROBERTSON square head screws

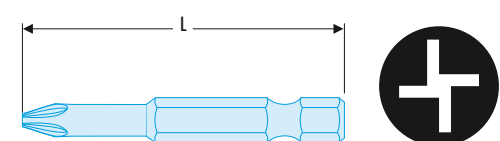


NF ISO 1173, ISO 1173

- Drive 1/4" - 6.35 mm with groove.

➤	L [mm]	Square ["]	ΔΔ [g]
<b>ECAR.601</b>	50	1	10
<b>ECAR.602</b>	50	2	12
<b>ECAR.603</b>	50	3	15

## ETORM.6 - Standard bits series 6 for Torq set® head screws



NF ISO 1173, ISO 1173

- Drive 1/4" - 6.35 mm with groove.

➤	Torq-set [No]	L [mm]	ΔΔ [g]
<b>ETORM.602</b>	2	50	12
<b>ETORM.603</b>	3	50	12
<b>ETORM.604</b>	4	50	12
<b>ETORM.605</b>	5	50	12
<b>ETORM.606</b>	6	50	12
<b>ETORM.608</b>	8	50	12
<b>ETORM.610</b>	10	50	12
<b>ETORM.601/4</b>	1/4	50	12

EF.6DM - Magnetic sockets for hex screws



NF ISO 1173, ISO 1173

- Holds the screw with a magnet.
- Drive 1/4" - 6.35 mm with groove.

➤	A [mm]	L [mm]	ΔΔ [g]
EF.6DM5,5L	5,5	70	31
EF.6DM7L	7,0	70	36
EF.6DM8L	8,0	70	42
EF.6DM10L	10,0	70	49
EF.6DM13L	13,0	70	63

EF.6D - Sockets for hex screws



NF ISO 1173, ISO 1173

- Drive 1/4" - 6.35 mm with groove

➤	A [mm]	L [mm]	ΔΔ [g]
EF.6D5,5L	5,5	70	26
EF.6D7L	7,0	70	32
EF.6D8L	8,0	70	37
EF.6D10L	10,0	70	44
EF.6D13L	13,0	70	58

Sets of standard series 6 bits - 1/4" - 6.35 mm grooved drive

ES60 - Sets of 3 bits for slotted head screws - High Perf'



- Drive 1/4" - 6.35 mm.

➤	E [mm]	L [mm]	Content set
ES603.J3	0,5	50	ES.603 (x3)
ES604.J3	0,5	50	ES.604 (x3)
ES604,5.J3	0,6	50	ES.604,5 (x3)
ES605,5.J3	0,8	50	ES.605,5 (x3)
ES606,5.J3	1,2	50	ES.606,5 (x3)
ES608.J3	1,2	50	ES.608 (x3)

EX6 - Sets of 3 bits for Torx® screws



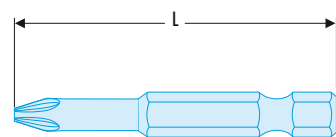
- Drive 1/4" - 6.35 mm.

➤	Torx [No]	L [mm]	Content set
EX610.J3	T10	50	EX.610 (x3)
EX615.J3	T15	50	EX.615 (x3)
EX620.J3	T20	50	EX.620 (x3)
EX625.J3	T25	50	EX.625 (x3)
EX630.J3	T30	50	EX.630 (x3)
EX640.J3	T40	50	EX.640 (x3)



## High power bits series 6 - 1/4" - 6.35 mm grooved drive

### EP.60T - For Phillips® screws

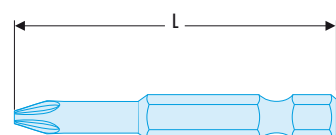


NF ISO 2351-2, NF ISO 1173, ISO 2351-2, ISO 1173, DIN ISO 2351-2

• Drive 1/4" - 6.35 mm with groove.

➤	Phillips [No]	L [mm]	ΔΔ [g]
<b>EP.601T</b>	PH1	50	8,70
<b>EP.602T</b>	PH2	50	10,00
<b>EP.603T</b>	PH3	50	11,50

### ED.60T - For Pozidriv® screws



NF ISO 2351-2, NF ISO 1173, ISO 2351-2, ISO 1173, DIN ISO 2351-2

• Drive 1/4" - 6.35 mm with groove.

➤	Pozidriv [No]	L [mm]	ΔΔ [g]
<b>ED.601T</b>	PZ1	50	8,70
<b>ED.602T</b>	PZ2	50	10,00
<b>ED.603T</b>	PZ3	50	11,50

## Sets of high power series 6 bits - 1/4" - 6.35 mm grooved drive

### EP60T - Sets of 3 bits for Phillips® screws - High Perf'



• Drive 1/4" - 6.35 mm with groove.

➤	Phillips [No]	L [mm]	Content set
<b>EP601T.J3</b>	PH1	50	EP.601T (x3)
<b>EP602T.J3</b>	PH2	50	EP.602T (x3)
<b>EP603T.J3</b>	PH3	50	EP.603T (x3)

### ED60T - Sets of 3 bits for Pozidriv® screws - High Perf'

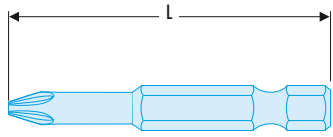


• Drive 1/4" - 6.35 mm.

➤	Pozidriv [No]	L [mm]	Content set
<b>ED601T.J3</b>	PZ1	50	ED.601T (x3)
<b>ED602T.J3</b>	PZ2	50	ED.602T (x3)
<b>ED603T.J3</b>	PZ3	50	ED.603T (x3)

## High power titanium bits series 6 - 1/4" - 6.35 mm grooved drive

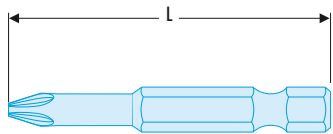
### EP.6T - High Perf' titanium bits series 6 for Phillips® screws



- NF ISO 2351-2, NF ISO 1173, ISO 2351-2, ISO 1173, DIN ISO 2351-2
- For use on power or pneumatic nutrunners (except impact wrenches).
  - Drive 1/4" - 6.35 mm with groove.

EP	Phillips [No]	L [mm]	ΔΔ [g]
EP.631T	PH1	50	8,70
EP.632T	PH2	50	10,00
EP.633T	PH3	50	11,50

### ED.6T - High Perf' titanium bits series 6 for Pozidriv® screws

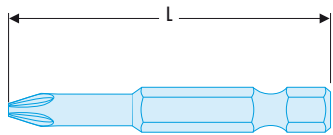


- NF ISO 2351-2, NF ISO 1173, ISO 2351-2, ISO 1173, DIN ISO 2351-2
- For use on power or pneumatic nutrunners (except impact wrenches).
  - Drive 1/4" - 6.35 mm with groove.

ED	Pozidriv [No]	L [mm]	ΔΔ [g]
ED.631T	PZ1	50	8,70
ED.632T	PZ2	50	10,00
ED.633T	PZ3	50	11,50

## Sets of high power titanium series 6 bits - 1/4" - 6.35 mm grooved drive

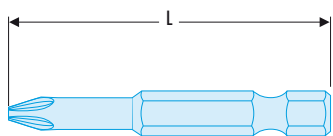
### EP63T - Sets of 3 High Perf' titanium grooved bits series 6 - 50 mm



- For use on power or pneumatic nutrunners (except impact wrenches).
- Drive 1/4" - 6.35 mm.

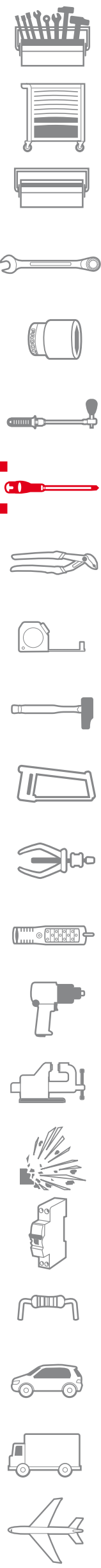
EP	Phillips [No]	L [mm]	Content set
EP631T.J3	PH1	50	EP.631T (x3)
EP632T.J3	PH2	50	EP.632T (x3)
EP633T.J3	PH3	50	EP.633T (x3)

### ED63T - Sets of 3 High Perf' titanium bits series 6 for Pozidriv® screws



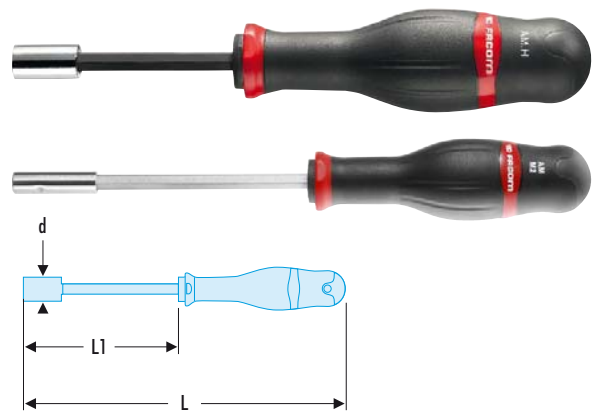
- For use on power or pneumatic nutrunners (except impact wrenches).
- Drive 1/4" - 6.35 mm with groove.

ED	Pozidriv [No]	L [mm]	Content set
ED631T.J3	PZ1	50	ED.631T (x3)
ED632T.J3	PZ2	50	ED.632T (x3)
ED633T.J3	PZ3	50	ED.633T (x3)



## Bit holders and accessories for manual screwing


### AM - PROTWIST® bit holder screwdrivers



- Hexagonal - 1/4" - 6.35 mm drive.
- AM.H Snap-ring model.
- AM.M1 Sgort magnetic model.
- AM.M2 Long magnetic model.

➤	d [mm]	L [mm]	L1 [mm]	ΔΔ [g]
<b>AM.H</b>	11	180	75	80
<b>AM.M1</b>	10	180	63	120
<b>AM.M2</b>	10	245	125	150

### ECR Socket holder bit - square 1/4"



#### NF ISO 1173, ISO 1173

- Bit to use 1/4" sockets with the torque screwdrivers series A.400 - A.440 - A.301MT - A.341MT.
- Hexagonal - 1/4" - 6.35 mm drive.
- Length: 25 mm.
- Weight: 15 g.

### Snap ring bit holder sockets



#### NF ISO 2725-1, NF ISO 1173, ISO 2725-1, ISO 1173, DIN 3124

- For bits series 1 - 1/4" - 6.35 mm drive.
- The sockets Ref R.235 - J.235 - SJ.235 include a standard clip for frequent removal.
- The socket Ref R.245 includes a retaining clip ensuring the bits are held firmly. For rare removal, the drive is fitted with a hole for ball or plunger locking.

➤	A ["]	d [mm]	L [mm]	Square ["]	ΔΔ [g]
<b>R.235</b>	1/4	11,3	22	1/4	10
<b>R.245</b>	1/4	11,3	22	1/4	10
<b>J.235</b>	1/4	18,0	30	3/8	26
<b>SJ.235</b>	1/4	18,6	30	CDX	28

### J-SJ-S - Snap ring bit for bits series 2



#### NF ISO 2725-1, NF ISO 1173, ISO 2725-1, ISO 1173, DIN 3124

- For bits series 2 - 5/16" - 7.94 mm drive.
- Manual use.

➤	A ["]	d [mm]	d1 [mm]	L [mm]	Square ["]	ΔΔ [g]
<b>J.236</b>	5/16	18,0	14	30	3/8	30
<b>SJ.236</b>	5/16	18,6	14	30	CDX	32
<b>S.236</b>	5/16	23,0	14	36	1/2	54

Bit holders and accessories for non impact powered screwing

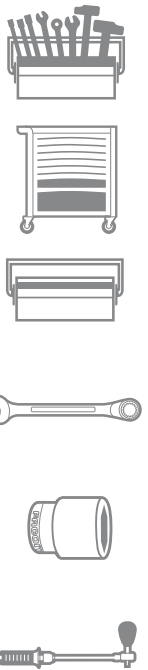
EF - Snap ring bit holder sockets



NF ISO 2725-1, NF ISO 1173, ISO 2725-1, ISO 1173, DIN 3124

• For bits series 1 - 1/4" - 6.35 mm drive.

➔	A ["]	L [mm]	Square ["]	ΔΔ [g]
EF.R	1/4	30	1/4	26
EF.J	1/4	43	3/8	48
EF.S	1/4	50	1/2	88



EF.6P6 Magnetic ring bit holder



NF ISO 1173, ISO 1173

- Drive 1/4" - 6.35 mm.
- Fast bit change.
- Holds the screw on the bit with a magnet.
- Length: 77 mm.
- Weight: 41 g.

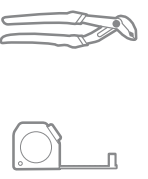


EF.6P5 Locking ring bit holder



NF ISO 1173, ISO 1173

- Drive 1/4" - 6.35 mm.
- Fast bit change.
- Length: 51 mm.
- Weight: 31 g.

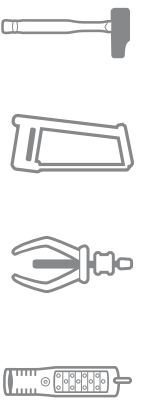


EF.6P1 Short snap ring bit holder



NF ISO 1173, ISO 1173

- Drive 1/4" - 6.35 mm.
- Length: 57 mm.
- Weight: 30 g.



EF.6P3 - EF.6P4 Magnetic snap ring bit holder



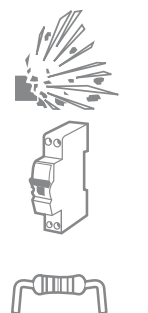
NF ISO 1173, ISO 1173

EF.6P3

- Berilium.
- Length: 74 mm.
- Weight: 39 g.

EF.6P4

- Drive 1/4" - 6.35 mm.
- Length: 75 mm.
- Weight: 36 g.



EF.6R Socket holder - 1/4" square drive



NF ISO 1173, ISO 1173

- Drive 1/4" - 6.35 mm.
- Locking by plunger.
- Length: 50 mm.
- Weight: 16 g.



## EF.6RL Long socket holder - 1/4" square drive



NF ISO 1173, ISO 1173

- Drive 1/4" - 6.35 mm.
- Locking by plunger.
- Length: 100 mm.
- Weight: 38 g.

## EF.6J Socket holder - 3/8" square drive



NF ISO 1173, ISO 1173

- 3/8" drive.
- Locking by plunger.
- Length: 50 mm.
- Weight: 25 g.

## EF.6JL Long socket holder - 3/8" square drive



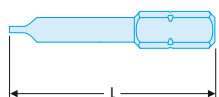
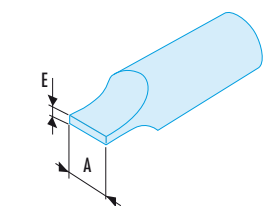
NF ISO 1173, ISO 1173

- 3/8" drive.
- Locking by plunger.
- Length: 100 mm.
- Weight: 80 g.

## Series 2 impact bits

### Series 2 impact bits - 5/16" - 7.94 mm drive

#### ENS.2 - Impact bits series 2 for slotted head screws

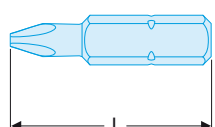


NF ISO 1173, ISO 1173

- Use with impact screwdrivers.
- Drive 5/16" - 7.94 mm.
- Finish: burnt.

➤	A [mm]	E [mm]	L [mm]	ΔΔ [g]
<b>ENS.205,5</b>	5,5	0,8	41	10
<b>ENS.206,5</b>	6,5	1,2	41	12
<b>ENS.208</b>	8,0	1,2	41	14
<b>ENS.210</b>	10,0	1,6	41	19
<b>ENS.212</b>	12,0	2,0	41	22
<b>ENS.214</b>	14,0	2,5	41	28

#### ENP.2 - Impact bits series 2 for Phillips® screws

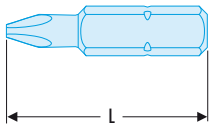


NF ISO 1173, ISO 1173

- Use with impact screwdrivers.
- Drive 5/16" - 7.94 mm.
- Finish: burnt.

➤	Phillips [No]	L [mm]	ΔΔ [g]
<b>ENP.201</b>	PH1	32	14
<b>ENP.202</b>	PH2	32	14
<b>ENP.203</b>	PH3	32	14
<b>ENP.204</b>	PH4	32	14

**END.2 - Impact bits series 2 for Pozidriv® screws**

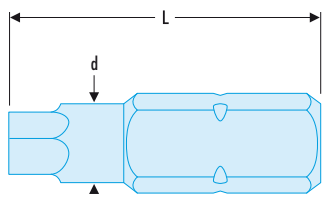



NF ISO 1173, ISO 1173

- Use with impact screwdrivers.
- Drive 5/16" - 7.94 mm.
- Finish: burnt.

	Pozidriv [No]	L [mm]	ΔΔ [g]
<b>END.201</b>	PZ1	32	10
<b>END.202</b>	PZ2	32	10
<b>END.203</b>	PZ3	32	11
<b>END.204</b>	PZ4	32	12

**ENH.2 - Impact bits series 2 for hex countersunk screws**

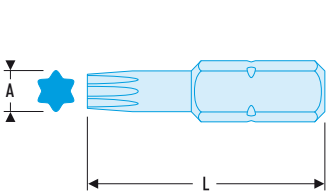


NF ISO 1173, ISO 1173

- Use with impact screwdrivers.
- Drive 5/16" - 7.94 mm.
- Finish: burnt.

	Ø [mm]	L [mm]	ΔΔ [g]
<b>ENH.204</b>	4	30	9
<b>ENH.205</b>	5	30	10
<b>ENH.206</b>	6	30	11
<b>ENH.208</b>	8	30	13
<b>ENH.210</b>	10	30	17

**ENX.2 - Impact bits series 2 for Torx® screws**

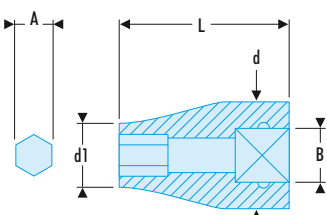


NF ISO 1173, ISO 1173

- Compliant with Torx® specifications.
- Use with impact screwdrivers.
- Finish: burnt.

	A [mm]	Torx [No]	L [mm]	ΔΔ [g]
<b>ENX.220</b>	3,84	T20	35	13
<b>ENX.225</b>	4,40	T25	35	13
<b>ENX.227</b>	4,96	T27	35	13
<b>ENX.230</b>	5,49	T30	35	15
<b>ENX.240</b>	6,60	T40	35	15
<b>ENX.245</b>	7,77	T45	35	15
<b>ENX.250</b>	8,79	T50	35	18
<b>ENX.255</b>	11,77	T55	35	31

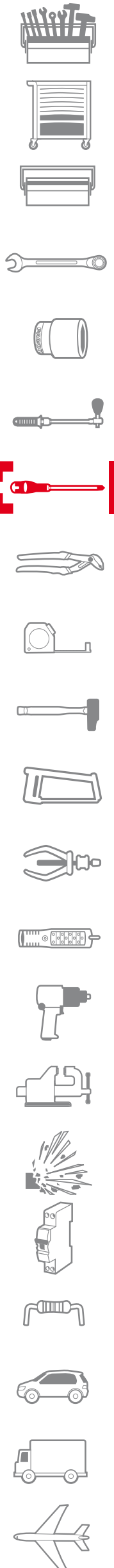
**NJ-NS.236A - Bit holder impact sockets**



NF ISO 1711-2, ISO 1711-2, DIN 3121,

- For your safety, use the locking rings and pins.
- Finish: burnt.

	A ["]	d [mm]	d1 [mm]	L [mm]	Square ["]	BA	GA	ΔΔ [g]
<b>NJ.236A</b>	5/16	19	14,0	37	3/8	BA.16A	GA.15A	35
<b>NS.236A</b>	5/16	25	15,5	40	1/2	BA.20A	GA.20A	65

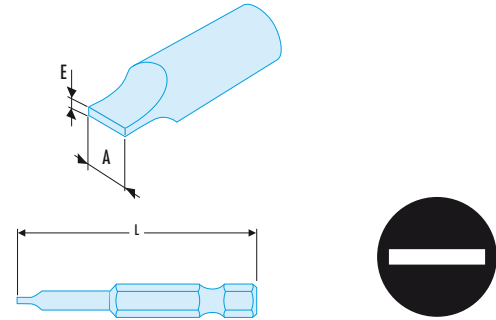




## Series 3 impact bits

### Series 3 impact bits - 1/2" - 12.7 mm drive

#### ENS.3 - Impact bits series 3 for slotted head screws

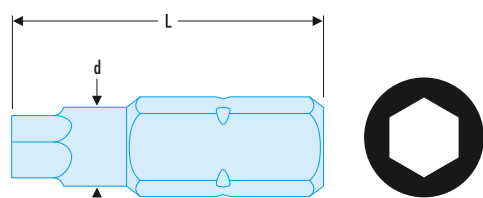



NF ISO 1173, ISO 1173

- Use with impact wrenches.
- Finish: burnt.
- Drive 1/2" - 12.7 mm.

➤	E [mm]	L [mm]	ΔΔ [g]
<b>ENS.312</b>	2,0	50	40
<b>ENS.314</b>	2,5	50	46
<b>ENS.316</b>	2,5	50	59

#### ENH.3 - Impact bits series 3 for metric hex countersunk screws

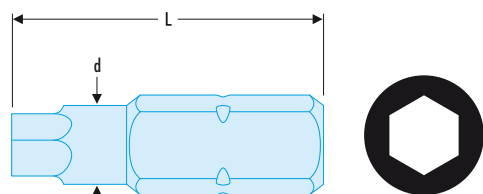



NF ISO 1173, ISO 1173

- Use with impact wrenches.
- Drive 1/2" - 12.7 mm.
- Finish: burnt.

➤	A [mm]	L [mm]	ΔΔ [g]
<b>ENH.303</b>	3	50	20
<b>ENH.304</b>	4	50	22
<b>ENH.305</b>	5	50	22
<b>ENH.306</b>	6	50	24
<b>ENH.307</b>	7	50	24
<b>ENH.308</b>	8	50	24
<b>ENH.310</b>	10	50	30
<b>ENH.311</b>	11	50	40
<b>ENH.312</b>	12	50	45
<b>ENH.314</b>	14	50	55
<b>ENH.317</b>	17	50	73
<b>ENH.319</b>	19	50	86

#### ENH.3 - Impact bits series 3 for inch hex countersunk screws

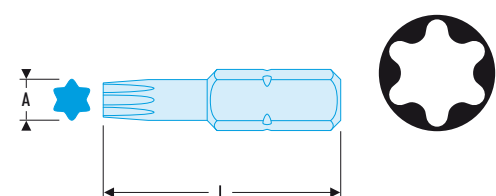


NF ISO 1173, ISO 1173

- Use with impact wrenches.
- Drive 1/2" - 12.7 mm.
- Finish: burnt.

➤	A ["]	L [mm]	ΔΔ [g]
<b>ENH.301/2</b>	1/2	50	48
<b>ENH.309/16</b>	9/16	50	57
<b>ENH.305/8</b>	5/8	50	65
<b>ENH.303/4</b>	3/4	50	86
<b>ENH.307/16</b>	7/16	50	40

#### NEX - Impact bits series 3 for Torx® screws

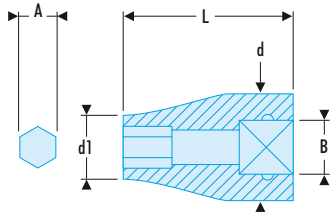


NF ISO 1173, ISO 1173

- Compliant with Torx® specifications.
- Use with impact wrenches.
- Drive 1/2" - 12.7 mm

➤	A [mm]	Torx [No]	L [mm]	ΔΔ [g]
<b>NEX.25A</b>	4,40	T25	50	18
<b>NEX.27A</b>	4,96	T27	50	18
<b>NEX.30A</b>	5,49	T30	50	20
<b>NEX.40A</b>	6,60	T40	50	25
<b>NEX.45A</b>	7,77	T45	50	25
<b>NEX.50A</b>	8,79	T50	50	30
<b>NEX.55A</b>	11,17	T55	50	38
<b>NEX.60A</b>	13,20	60	50	45
<b>NEX.70A</b>	15,49	T70	50	55

## ■ NJ-NS.237A - Bit holder impact sockets



NF ISO 1711-2, ISO 1711-2, DIN 3121,

- Use with impact wrenches.
- For your safety, use the locking rings and pins.
- Finish: burnt.

	A ["]	d [mm]	d1 [mm]	L [mm]	Square ["]	BA	GA	ΔΔ [g]
<b>NJ.237A</b>	1/2	19	19	37	3/8	BA.16A	GA.15A	40
<b>NS.237A</b>	1/2	25	20	40	1/2	BA.20A	GA.20A	40

## Impact bits sets

### ■ JHX.14 Case with 14 impact 3/8" bits

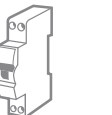
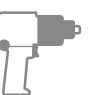


- Including:
  - 2 bit holder sockets 3/8" drive, 1/2" and 5/16" hex (NJ.236A - NJ.237A).
  - 6 hex impact bits: 6 - 7 - 8 - 10 - 12 - 14 mm (ref. ENH.306 - ENH.307 - ENH.308 - ENH.310 - ENH.312 - ENH.314).
  - 5 Torx® impact bits: T30 - T40 - T45 - T50 - T55 (Ref. NEX.30A - NEX.40A - NEX.45A - NEX.50A - NEX.55A).
  - 3 Phillips impact bits: PH2 - PH3 - PH4 (Ref. ENP.202 - ENP.203 - ENP.204).
  - Plastic case BP.102, dim. (L. x W. x H.): 204 x 122 x 52 mm.
  - Heat-formed tray PL402A.
- Weight: 780 g.

### ■ NHX.14A Case with 14 impact 1/2" bits



- Including:
  - 2 bit holder sockets 1/2", 1/2" and 5/16" hex drive.
  - 6 hex: 6 - 7 - 8 - 10 - 12 - 14 mm.
  - Torx® no. 30 - 40 - 45 - 50 - 55.
  - Phillips® no. 2 - 3 - 4.
  - Plastic case BP.102, dim. (L. x W. x H.): 204 x 122 x 52 mm.
  - Heat-formed tray PL402A.
- Weight: 800 g.



## 3/8" drive series


### IMPACT SCREWDRIVERS

#### For loosening seized, rusted or stuck fasteners quickly and in complete safety

- Choose the correct bit for the screw head pattern and hit the driver with a mallet.
- Hitting the handle of the driver compresses a spring that fires the bit into rotation to loosen the screw. As there is no hard, repeated impact as is the case with impact wrenches, there is less risk of damage to the screw pattern.
- Also suitable for tightening.

#### SAFETY FIRST

- Do not use anything other than a dead-blow hammer to avoid damaging the driver (see section 10).
- Wear eye protection (See section 15).



#### ▣ NJ.260 Impact screwdriver 3/8" drive



- 3/8" drive = 9.53 mm.
- Torque: 200 N.m.
- Diameter: 32 mm.
- Length: 160 mm.
- Finish: chromed.
- Weight: 795 g.

#### ▣ NJ.261M Set of 12 impact screwdrivers



- Including:
  - END no. 2 - 3: Pozidriv® bits.
  - ENP no. 2 - 3: Phillips® bits.
  - ENS: 6.5 - 8 - 10 mm: Slotted head screw bits.
  - ENH: 5 - 6 - 8 mm: Hex bits.
  - NJ.236A.
  - NJ.260.
  - Plastic case BP.115.
  - Heat-formed tray PL.72A.
- Weight: 1.72 kg.

#### ▣ NJ.262 Set of 16 impact screwdrivers



- Including:
  - END no. 2 - 3 - 4: Pozidriv® bits.
  - ENP no. 2 - 3 - 4: Phillips® bits.
  - ENS: 6.5 - 8 - 10 mm: Slotted head screw bits.
  - ENX no. 20 -25 -27 -30 -40: Torx® impact bits.
  - NJ.236A.
  - NJ.260.
  - Plastic case BP.115.
  - Heat-formed tray PL.73A.
- Weight: 1.78 kg.

## 1/2" drive series

### ■ NS.260A Impact screwdriver 1/2" drive



- 3/8" drive = 9.53 mm.
- Torque: 200 N.m.
- Diameter: 32 mm.
- Length: 160 mm.
- Finish: chromed.
- Weight: 795 g.

### ■ NS.263M Set of 13 impact screwdrivers



- Including:
  - END no. 2 - 3 - 4: Pozidrv® bits.
  - ENS: 8 - 10 - 12 - 14 mm: Slotted head screw bits.
  - ENH: 5 - 6 - 8 - 10 mm: Hex bits.
  - NS.236A.
  - NS.260A.
  - Plastic case BP.115.
  - Thermoformed module PL.49A.
- Weight: 1.78 kg.

### ■ MOD.NS260 Impact screwdriver module



- Including:
  - NS.260A: Impact screwdriver 1/2" drive.
  - NS.236A: Bit holder socket with 1/2" to 5/16" drive bit.
  - 15 impact bits: ENH.5 - ENH.6 - ENH.8 - ENH.10 - END.2-2 - END.2-3 - ENP.2-2 - ENP.2-3 - ENP.2-4 - ENX.2-20 - ENX.2-25 - ENX.2-30 - ENX.2-40 - ENX.2-45 - ENX.2-55.
  - Heat-formed tray PL380.
- Weight: 1.25 kg.

### ■ NS.265M Set of 21 impact screwdrivers



- 1/2" drive = 12.7 mm.
- Torque: 400 N.m.
- Including:
  - END no. 2 - 3 - 4: Pozidrv® bits.
  - ENP no. 2 - 3 - 4: Phillips® bits.
  - ENS no. 8 - 10 - 12 - 14 mm: Slotted head screw bits.
  - ENH no. 5 - 6 - 8 - 10 mm: Hex bits.
  - ENX no. 20 - 30 - 40 - 45 - 50: Torx® impact bits.
  - NS.236A: Bit holder impact socket.
  - NS.260A: Impact screwdrivers.
  - Plastic case BP.115.
  - Heat-formed tray PL50A.
- Weight: 1.92 kg.

